



**NORTH TAHOE PUBLIC UTILITY DISTRICT
Board of Directors Regular Meeting Agenda
North Tahoe Event Center
8318 North Lake Boulevard, Kings Beach, CA**

Tuesday, November 12, 2024, at 2:00 P.M.

Welcome to a meeting of the North Tahoe Public Utility District Board of Directors

The District welcomes you to its meetings. Your opinions and suggestions are encouraged. With a few exceptions, all meetings are recorded and available online after the meeting has concluded. The meeting is accessible to people with disabilities. In compliance with Section 202 of the Americans with Disabilities Act of 1990 and in compliance with the Ralph M. Brown Act, anyone requiring reasonable accommodation to participate in the meeting should contact the North Tahoe Public Utility District office at (530) 546-4212, at least two days prior to the meeting.

In addition, all written public comments received by 1:00 p.m. on November 12, 2024 will be distributed to the District Board Members for their consideration and all written comments will be included in the minutes. Pictures, graphics, or other non-written comments may be included in the minutes at the discretion of the Board of Directors. Written comments may be emailed to mmoga@ntpud.org, mailed or dropped-off at NTPUD's Administrative Offices located at 875 National Ave., Tahoe Vista, CA. 96148.

The Board of Directors may take action upon any item listed on the agenda at any time during the meeting. Scheduled items will be heard at or after the time noted, but the Directors may interrupt or defer discussion in order to deal with other matters. No action will be taken at the meeting on any business not appearing on the posted agenda except as permitted by Government Code Section 54954.2.

TIMED ITEMS ON THIS AGENDA

Timed items on this agenda will be heard no earlier than the time listed below:

2:00 P.M. Public Comment and Questions

- . **CALL TO ORDER/OPEN SESSION/PLEDGE OF ALLEGIANCE**
- . **REVIEW AGENDA** - *Agenda Items may be taken off the agenda or taken out of order.*
- . **PUBLIC COMMENT AND QUESTIONS (2:00 P.M.):** *Any person wishing to address the Board of Directors on items on the agenda or matters of interest to the District not listed elsewhere on the agenda may do so at this time. Please limit comments and questions to three (3) minutes since no action can be taken on items presented under Public Comment.*
- . **EMPLOYEE ANNIVERSARY AWARDS:**
 - Leslie Tocher – General Ledger Accountant – 5 Years of Service
- . **REPORTS TO THE BOARD OF DIRECTORS:** *Reports are informational only, and no action will be taken.*
 1. [Tahoe-Truckee Sanitation Agency \(T-TSA\) Report](#) (Pages 3-4)
 2. [Recreation & Parks Commission](#) (Pages 5-6)
 3. Board Committee Reports
- . **CONSENT CALENDAR:** *Consent Calendar items are routine items which are approved without discussion or comment. If an item requires discussion, it may be removed from the Consent Calendar prior to action.*

1. Approve Accounts Paid and Payable for the Period from October 8, 2024 – November 11, 2024 (*Page 7*)
2. Approve the Regular Meeting Minutes of October 8, 2024 (*Pages 8-12*)
3. Authorize the General Manager to File a Notice of Completion for the 2024 Water Service Line Replacement Project (*Pages 13-14*)
4. Authorize the General Manager to Execute a Purchase Order with Q&D Construction for Mutual Aid Services during the July 18, 2024 Carnelian Bay Forcemain Strike and Sewer Spill Emergency (*Pages 15-32*)

G. GENERAL BUSINESS

1. Water Loss Investigation and Recovery Presentation and Discussion (*Pages 33-74*)
2. Review, Discuss, and Possibly Appoint Incumbent Recreation and Parks Commissioners to New Three-Year Terms and Review, Discuss, and Possibly Authorize the President to Sign a Letter of Recognition for Linda Slack-Cruz for her Service and Dedication as a Recreation and Parks Commissioner (*Pages 75-78*)

H. MANAGEMENT TEAM INFORMATIONAL UPDATES: *Reports are informational only, and no action will be taken.*

1. General Manager/CEO Report (*Pages 80-85*)
2. Public Information Officer Report (*Page 86-95*)
3. Accounting Department Report for the month ending September 30, 2024 (*Pages 96-131*)
 - a. Monthly Financial Report
 - b. Treasurer's Report
4. Recreation, Parks, and Facilities Department Report (*Pages 132-141*)
5. Planning and Engineering Department Report (*Pages 142-151*)
6. Utility Operations Department Report (*Pages 152-155*)
7. Legal Report (*Pages 156-158*)

I. BOARD COMMENTS

J. LONG RANGE CALENDAR (*Pages 159-161*)

K. PUBLIC COMMENT AND QUESTIONS: *See protocol established under Agenda Item C, Public Comment and Questions.*

L. CLOSED SESSION

1. **CONFERENCE WITH LEGAL COUNSEL – ANTICIPATED LITIGATION –**
Significant exposure to litigation pursuant to paragraph (2) of subdivision (d) of Section 54956.9: 1 case

M. ADJOURNMENT



NORTH TAHOE PUBLIC UTILITY DISTRICT

DATE: November 12, 2024

ITEM: E-1

FROM: Tahoe-Truckee Sanitation Agency (T-TSA) Representative

SUBJECT: T-TSA Regular Board of Directors Meeting Summary for October 16, 2024

1) The October 16, 2024 Board meeting was held in person:

- T-TSA Update - Board Meeting Videos Can Now Be Found on YouTube:
 - <https://www.youtube.com/@TTSABoardVideos/featured>

2) Public Comment (provided during Public Comment or Agenda items).

- An appreciation letter was submitted to the Board by Don McKechnie, Retired employee.

3) Status Report:

a) Operations Report:

- All plant waste discharge requirements were met, and the plant performed well in August.
 - Cleaned rapid mix, floc, chemical, and recarbonation basins side two.
 - Replaced iron sponge media.
 - Added anthracite media to final effluent filter #4.

b) Laboratory Report:

- Annual Proficiency testing is underway.
- Several new pieces of equipment with plans to replace other aging instruments.

c) Public Outreach:

- Plant Tours: Staff toured Brightwater Treatment Plant in Washington State.
- Public Outreach:
 - () The Sodium Hypochlorite Ribbon Cutting event was a success. To see the article, [Click Here](#)
 - (a) CA Water Professionals Appreciation Week at T-TSA. To see this article, [Click Here](#)

d) Capital Projects Report:

- Digestion Improvements Project: Reviewed and finalized the basis of design verification. TRI Alpine Meadows to Olympic Valley Rehabilitation Project: Staff is currently reviewing the first draft of PDR. Nutrient Removal Alternatives Study: CAMP's completed. Outstanding participation from T-TSA and Carollo staff. A likely decision was made for the preferred alternative. Fate and Transport Study: Responding to requests for information.
- Please visit the "Projects" page on the Agency website for updates on ongoing projects by using the following link:
<https://www.tsa.ca.gov/home/pages/construction-projects>

e) Other Items Report:

The Board Approved:

- The Regular Board meeting minutes from September 18, 2024.
- Ratification of Payment of General Fund Warrants.
- The September Financial Results.
- Review and Comment on the Quarterly Financial Plan Update.

Additionally:

-) Update and Discussion on the Nutrient Removal Alternatives Study.
- a) Update from the Land Use Policy Ad Hoc Committee.
- b) CFO/Risk Manager Interviews in October.
- c) Leadership Training for Management and Supervisory staff.
- d) 3rd Quarter First Responder Drill and Safety Committee Meetings were held.
- e) Several staff attending conferences in October: WEFTEC, Caselle, CSDA Board Secretary/Clerk, and CalPERS.
- f) Holiday Fundraisers Begin: Sierra Community House / Winter Coat Drive / Toys-for-Tots


LINKS:

[August 21, 2024 Board Minutes](#)

[October 16, 2024 Board Agenda and Packet](#)

REVIEW TRACKING:

Submitted By: 
Scott Wilson
T-TSA Representative

Approved By: 
Bradley A. Johnson, P.E.
General Manager/CEO



**NORTH TAHOE
PUBLIC UTILITY DISTRICT**

DATE: b 12 2024 **ITEM:** 2

FROM: Recreation and Parks Commission

SUBJECT: Recreation and Parks Commission Report from October 24, 2024 meeting

A. The meeting was called to order

B. Public Comment and Questions

1. There was a large group of pickleball players present to provide comment on the proposed closure of the pickle ball courts

C. Rec Connect Activity

- . Manager Oberacker presented a detailed history of the par course in the Regional Park.
- . The commission participated in 5 par course stations to simulate the use of the par course in the regional park.

D. Long Range Calendar

- . Recreation & Parks Commission Report to Board of Directors Schedule
- . Commissioners selected the date for the November/December commission meeting.

E. Approve Minutes from Recreation and Parks Commission Regular Meeting Held on

- . The minutes were approved.

F. Staff Reports

- . Recreation, Parks, and Facilities Department Report
- . Public Information and Recreation Outreach Update
- . Planning and Engineering Department Report
- . Monthly Review of Recreation and Parks Department Financial Statement for Month ending 31 2 24
 - Staff reports were presented to the commission

G. General Commission/Committee Business

1. Recreation Commission Open Appointments Update and Review of Letter of Recognition for Linda Slack-Cruz.
 - The letter was discussed and some small changes were suggested.
2. Review and Discuss 2024 Park Reservation Review
 - The park reservations were reviewed and discussed by the commission.

REVIEW TRACKING:

Submitted By: 

Sean O'Brien
Recreation & Park Commission

Approved By: 

Bradley A. Johnson, P.E
General Manager/CEO



**NORTH TAHOE
PUBLIC UTILITY DISTRICT**

DATE: November 12, 2024

ITEM: F-1

FROM: Accounting Department

SUBJECT: Approve Accounts Paid and Payable for the Period from October 8th, 2024
– November 11th, 2024

RECOMMENDATION:

Approve accounts paid and payable from October 8th, 2024, through November 11th, 2024.

DISCUSSION:

Pursuant to California Public Utilities Code 16116, "The Accountant ... shall draw all warrants to pay demands made against the District when the demands have been first approved by a majority of the Board present at the meeting at which the demands are acted upon." The Chief Financial Officer presents the Finance Committee with both Accounts Paid (warrants or checks written) and Accounts Payable (warrants or checks to be written or demands) for its review.

FISCAL ANALYSIS:


Sufficient funds are included in the 2024-2025 Fiscal Year budget. District Staff and the Finance Committee have reviewed and recommended these accounts paid and payable as appropriate District expenditures.

ATTACHMENTS: N/A

MOTION: Approve Staff Recommendation.

REVIEW TRACKING:

Submitted By: 
Lori Pommerenck
Interim Chief Financial Officer

Approved By: 
Bradley A. Johnson, P.E.
General Manager/CEO



**NORTH TAHOE
PUBLIC UTILITY DISTRICT**

DATE: November 12, 2024

ITEM: F-2

FROM: Office of the General Manager

SUBJECT: Approve the Regular Meeting Minutes of October 8, 2024

RECOMMENDATION:

Approve the Regular Meeting Minutes of October 8, 2024

DISCUSSION:


At the regular Board meeting and any special Board meetings, draft minutes from meeting(s) held during the previous month are presented to the Board of Directors for review and approval. Meeting minutes represent the official record of the District's actions. Minutes are considered to be a vital and historical record of the District.


FISCAL ANALYSIS: No Fiscal Impact

ATTACHMENTS: Draft Minutes from October 8, 2024

MOTION: Approve Staff Recommendation

REVIEW TRACKING:

Submitted By: 
Misty Moga
Administrative Liaison

Approved By: 
Bradley A. Johnson, P.E.
General Manager/CEO



DRAFT MINUTES

NORTH TAHOE PUBLIC UTILITY DISTRICT Board of Directors Regular Meeting North Tahoe Event Center, 8318 N Lake Blvd. Kings Beach, CA

Tuesday, October 8, 2024, at 2:00 p.m.

CALL TO ORDER/ESTABLISH QUORUM

The regular meeting of the North Tahoe Public Utility District Board of Directors was held on Tuesday, October 8, 2024, at 2:06 p.m. at the North Tahoe Event Center. Directors Thompson, Daniels, Hughes, Mourelatos, and President Coolidge were present. District Staff in attendance included General Manager Johnson, Interim Chief Financial Officer Pommerenck, Public Information Officer Broglio, Engineering and Operations Manager Pomroy, Human Resources Manager Harris, Recreation, Parks, and Facilities Manager Oberacker, and Administrative Liaison/Board Secretary Moga. Legal Counsel Nelson was also present. The Pledge of Allegiance was recited. There were no changes to the agenda.

OPEN SESSION

PUBLIC COMMENT – There were no requests for public comment.

REPORTS TO THE BOARD OF DIRECTORS: *Reports are informational only, and no action will be taken.*

Tahoe-Truckee Sanitation Agency (T-TSA) Report – Scott Wilson, TTSA Representative, presented key points from his report.

Board Committee Reports – Director Mourelatos complimented Interim CFO Pommerenck's first Finance Committee meeting and highlighted accounting initiatives, including the focus on operations, reporting, and if any issues arise.

CONSENT CALENDAR: *Consent Calendar items are routine items which are approved without discussion or comment. If an item requires discussion, it may be removed from the Consent Calendar prior to action.*

- Approve Accounts Paid and Payable for the Period from September 16, 2024 – October 7, 2024
- Approve the Regular Meeting Minutes of September 16, 2024
- Authorize the General Manager to Execute a Subaward Grant Agreement with the South Tahoe Public Utility District for Fireflow Capacity Improvements and Fire Hydrant Installation
- Authorize the General Manager to Execute a Purchase Order with West Coast Paving, Inc. for the Replacement of Asphalt Concrete in Various Locations
- Adopt Resolution 2024-26 – Establishing a Naming of District Parks and Facilities and Commemorative Program Policy and Resolution 2024-27 – Regarding the Friends of the Park Fund

- Declare Items/Vehicles as Surplus and Authorize Sale, Donation, or Disposal as Appropriate – Authorize Amended Surplus List

In response to Director Thompson's concerns about naming District assets, GM Johnson clarified the commemoration program approval process for larger park assets and amenities.

MOTION: Director Thompson moved to approve the Consent calendar items. Director Mourelatos seconded the motion which carried unanimously in favor.

GENERAL BUSINESS

Harassment Avoidance Training For Board and Staff (AB1661) – Laura Fowler of the Best Best & Krieger, LLC – Time Certain Two Hour Training – During the interactive training, the Board held a brief discussion, including a brief discussion regarding an updated anti-harassment personnel policy.

Review, Discuss, and Possibly Approve Changes to the Chief Financial Officer Reporting Structure, Including a Revised Job Description and Wage Range, Adopt Ordinance No. 399 – Regarding Officers, and Adopt Resolution 2024-28 – Adopting an Amended Publicly Available Pay Schedule for Management Employees – GM Johnson introduced the agenda item. In response to a question from Thompson, GM Johnson clarified the pay schedule and reporting structure for the CFO. He explained that the existing CFO range had been established by the Board years ago with movement within the range dependent on Board action. The proposed range is based on the existing range but with 5% step increases consistent with other management staff. General Counsel Nelson reviewed the changes outlined in Ordinance 399. The Board then discussed oversight and the reporting structure.

MOTION: Director Hughes moved to approve changes to the Chief Financial Officer Reporting Structure, including a Revised Job Description and Wage Range, Adopt Ordinance No. 399—Regarding Officers, and Adopt Resolution 2024-28—Adopting an Amended Publicly Available Pay Schedule for Management Employees. Director Daniels seconded the motion, which carried unanimously in favor.

Discuss and Possibly Authorize the General Manager to Sign an Advocacy Letter from Regional Transportation Partner Agencies to the Truckee Tahoe Airport District's Board of Directors in Support of Funding for Transportation Alternatives – General Manager Johnson introduced the item and provided context regarding regional support for transportation. Director Hughes discussed the direct impact of the airport's operations on our communities, emphasizing how public transportation service benefits the entire airport service area and mitigates the greenhouse gas emissions generated by the airport.

The Board talked about the community benefits program and potential future initiatives, including workforce housing and wildfire resiliency. In response to President Coolidge's inquiry about the District's involvement, Legal Counsel Nelson explained that there is a government code allowing agencies to make requests from other agencies. He added it is appropriate to send the letter.

MOTION: Director Daniels moved to Authorize the General Manager to Sign an Advocacy Letter from Regional Transportation Partner Agencies to the Truckee Tahoe Airport District's Board of Directors in Support of Funding for Transportation Alternatives. Director Mourelatos seconded the motion which carried unanimously in favor. President Coolidge requested to see the letter.

MANAGEMENT TEAM INFORMATIONAL UPDATES – *Reports are informational only, and no action will be taken.*

General Manager/CEO Report – GM Johnson highlighted items from his report, including the recent extension of the Lake Tahoe Restoration Act.

Public Information Officer Report – PIO Broglio highlighted key points from his report, including the communication regarding the waterline connection deadline to residents and the upcoming Secline workshop. He also mentioned that the Tahoe Daily Tribune's Tahoe Tap podcast has been picked up by the California Special District Association.

Accounting Department Report for the month ending August 31, 2024 – Interim CFO Pommerenck presented key points from her report, which covered net income, reserves, and the Treasurer's report. GM Johnson responded to questions about NTEC's projections and trends, noting that ancillary sales are contributing to meeting our budgeted sales targets. Director Hughes recommended that NTEC staff engage with regional and government partners regarding rental rates. RPF Manager Oberacker pointed out that the board-approved rate structure for partners could be revisited.

Recreation, Parks, and Facilities Department Report – RPF Manager Oberacker provided highlights from her report, including the Caltrans paving at the Regional Park entrance.

Planning and Engineering Department Report – EOM Pomroy highlighted items from his report, including Viciguerra's progress with the Brockway Watermain Project. Director Daniels complimented the contractor's awareness of traffic controls during the Davis Fire.

Utility Operations Department Report – EOM Pomroy was available to answer questions. Director Daniels thanked the crews for addressing a water leak. EOM Pomroy shared the District's capability to connect to the AT&T cellular tower backup generator at the Kingswood West Tank during emergencies.

Legal Report – Legal Counsel Nelson provided highlights from his report, including a recent lawsuit regarding tiered rates and the 218 process.

BOARD COMMENTS – Director Mourelatos shared how he observed Operations Crew Chief Robinson providing a valuable learning opportunity for new crew members during the installation of a new home water and sewer connection. Director Hughes announced she is running for the Truckee/North Tahoe Transportation Management Association board. She provided an update on the TRPA housing meeting. She expressed a desire to discuss

potential future partnerships, including with KBSRA. GM Johnson mentioned that the KBSRA operating agreement needs to be updated to accommodate uses beyond NTEC.

LONG RANGE CALENDAR – The long-range calendar was reviewed. GM Johnson highlighted the 12/14 Employee Appreciation Party.

PUBLIC COMMENT – There were no requests for public comments.

The Board went to a closed session at 6:19 p.m., and there would be no reportable action.

CLOSED SESSION

CONFERENCE WITH LEGAL COUNSEL – ANTICIPATED LITIGATION – *Significant exposure to litigation pursuant to paragraph (2) of subdivision (d) of Section 54956.9: 1 case*

ADJOURNMENT – With no further business to come before the Board, the meeting was adjourned at 6:41 p.m.



NORTH TAHOE PUBLIC UTILITY DISTRICT

DATE: November 12, 2024

ITEM: F-3

FROM: Planning and Engineering Department

SUBJECT: Authorize the General Manager to File a Notice of Completion for the 2024 Water Service Line Replacement Project

RECOMMENDATION:

Authorize the General Manager to file a Notice of Completion for the 2024 Water Service Line Replacement Project (Projects #2560).

DISCUSSION:

At the July 9, 2024 meeting, the Board of Directors awarded a contract in the amount of \$264,306 to F.W. Carson, Co. for the 2024 Water Service Line Replacement Project. The project was completed on October 8, 2024. The following table is a summary of the Construction Phase Project finances.

Construction Project Budget:	
2024 Water Service Line Replacement Project	\$ 325,000
Construction Project Expenses:	
Awarded Contract	\$ 264,306
Contract Change Orders	\$ 15,163
NTPUD Staff Time (Construction Phase)	\$ 22,000
Estimated Total Construction Expenses	\$ 301,469
Estimated Construction Budget Summary	
	\$ 23,531

The Construction phase expenses for this project came in under budget by \$23,531. A total of 5.7% contingency was expended. The Board had authorized 10% in contingency funds for the construction contract.

FISCAL ANALYSIS:

The Fiscal Year 2024/25 project budget totaled \$325,000, and the total project expenses were \$301,469. The project overall is \$23,531 under budget. The project is complete and


will be closed with the final retention release and payment of any remaining consultant invoices.


STRATEGIC PLAN ALIGNMENT:

Goal 1: Provide safe, efficient, sustainable water and wastewater services with a focus on industry best practices and continuous improvement – Objective B: Optimize preventative maintenance of District utility system assets; and Objective D: Prioritize Capital Project planning and delivery toward uniform service using industry standards, asset condition data, and a focus on climate resilience and emergency preparedness.

MOTION: Approve Staff Recommendation.

REVIEW TRACKING:

Submitted By: 
Joseph J. Pomroy, P.E.
Engineering & Operations Manager

Approved By: 
Bradley A. Johnson, P.E.
General Manager/CEO

Reviewed By: 
Lori Pommerenck
Interim Chief Financial Officer



NORTH TAHOE PUBLIC UTILITY DISTRICT

DATE: November 12, 2024

ITEM: F-4

FROM: Office of the General Manager

SUBJECT: Authorize the General Manager to Execute a Purchase Order with Q&D Construction for Mutual Aid Services during the July 18, 2024 Carnelian Bay Forcemain Strike and Sewer Spill Emergency

RECOMMENDATION:

Authorize the General Manager to execute a Purchase Order, in the amount of \$78,406.31, with Q&D Construction for Mutual Aid Services during the July 18, 2024 Carnelian Bay Forcemain Strike and Sewer Spill Emergency.

DISCUSSION:

On the evening of July 18, 2024, a third-party contractor conducting vertical boring excavation in Carnelian Bay struck and damaged the District's 24-inch sewer export forcemain. The utility strike resulted in a sewer spill requiring an emergency response from the District and mutual aid from supporting entities. Q&D Construction, working on an unrelated project in the vicinity of the utility strike, was called in to provide support to the District for the bypass of sewer flows, repair of the damaged forcemain, and spill containment and clean-up activities.

The utilization of Q&D Construction for emergency mutual aid was authorized by the General Manager pursuant to California Public Contract Code Section 22050(b) and the District's Contracting, Procurement & Purchasing Policy – FIN004.

FISCAL ANALYSIS:

There are sufficient funds held in District Reserves to fund this expense. The invoice has been forwarded to the District's insurance provider for cost recovery.

STRATEGIC PLAN ALIGNMENT:

Goal 1: Provide safe, efficient, sustainable water and wastewater services focusing on industry best practices and continuous improvement

ATTACHMENTS:

Q&D Construction Invoice for Mutual Aid


MOTION:

Approve Staff Recommendation

REVIEW TRACKING:

Reviewed By: 

Lori Pommerenck
Interim Chief Financial Officer

Approved By: 

Bradley A. Johnson, P.E.
General Manager/CEO



Oct 18, 2024

North Tahoe
Public Utilite District
875 National Ave.
Tahoe Vista, CA 96148

Bill #51

Attn: Brad Johnson

Re: Forced Main Sewer Assistance

Brad,

Here are the charges for the work that was performed on the cleanup of the line strike on the forced main sewer in Carnelian Bay on July 18th 2024. As well as all the back for these items.

<u>Description</u>	<u>Unit</u>	<u>Bid Price</u>
Q&D Labor & Equipment	1 LS	\$ 25,717.68
Q&D Bulk Items	1 LS	\$ 3,809.82
Third Party Trucking	1 LS	\$ 9,170.00
Third Party Traffic Control	1 LS	\$ 24,971.90
Third Party Vac Truck	1 LS	\$ 4,510.00
Mark Up 15%	1 LS	\$ 10,226.91
Total		\$78,406.31

Sincerely,

Q&D CONSTRUCTION

A handwritten signature in blue ink, appearing to read 'Shawn England', is written over a faint, light blue rectangular background.

Shawn England
Project Manager

SERVICE. INTEGRITY. QUALITY.

P.O. Box 10865, Reno, Nevada 89510 | Main Office: 775.786.2677 | Fax: 775.786.5136
www.qdconstruction.com | NCL: 8197 A & B

Bill Number: 51

JB T&M INVOICE DETAIL
3000 NTPUD Emergency Sewer Repair

AP Cost Type: Materials
Actual Date

Vendor
07/30/24 Solis, Bill - Reimb
07/30/24 Taylor, Cole - Reimb

UM Unit Cost Amount
0.000 LF 0.00000 187.80
0.000 LF 0.00000 259.78

Total for Materials 447.58

PR Cost Type: Labor
Actual Date

Description

Employee
07/18/24 RIDDLE 3599
07/18/24 RIDDLE 3599
07/18/24 VILLANUEVA 2596
07/18/24 VILLANUEVA 2596
07/18/24 PONCE ZAMO 3609
07/18/24 PONCE ZAMO 3609
07/18/24 MAJANO 3029
07/18/24 MAJANO 3029
07/18/24 SOTO GARCI 3604
07/18/24 SOTO GARCI 3604
07/18/24 SOLIS 2925
07/18/24 SOLIS 2925
07/18/24 TOLLE 2996
07/18/24 TOLLE 2996
07/18/24 JUNOR 3261
07/18/24 JUNOR 3261
07/18/24 LANE 2668
07/18/24 LANE 2668
07/18/24 BERZINSKI 2208
07/18/24 BERZINSKI 2208
07/18/24 SUMNER 2623
07/18/24 SUMNER 2623
07/18/24 SABATONI 425
07/18/24 SABATONI 425
07/18/24 WHEELWRIGHT 3285
07/18/24 WHEELWRIGHT 3285
07/18/24 CONTRERAS 3249
07/18/24 CONTRERAS 3249
07/19/24 WIX 2986
07/19/24 WIX 2986

Units
74.29500
96.53000
74.29500
96.53000
74.29500
96.53000
76.88500
100.41500
76.88500
100.41500
76.27625
99.50250
119.46625
161.55250
127.57000
173.70833
129.49000
176.58667
128.71250
175.42250
128.71250
175.42250
128.71250
175.42250
128.71250
175.42250
114.14375
153.57000
112.72250
152.11000
124.60750
168.96250

Amount
8.00 594.36
4.00 386.12
8.00 594.36
4.00 386.12
8.00 594.36
4.00 386.12
8.00 615.08
4.00 401.66
8.00 615.08
4.00 401.66
8.00 610.21
4.00 398.01
8.00 955.73
4.00 646.21
8.00 1,020.56
6.00 1,042.25
8.00 1,035.92
3.00 529.76
8.00 1,029.70
4.00 701.69
8.00 1,029.70
4.00 701.69
8.00 1,029.70
4.00 701.69
8.00 913.15
4.00 614.28
8.00 901.78
4.00 608.44
8.00 996.86
4.00 675.85

Total for Labor 21,118.10

EM Cost Type: Owned Equipment
Actual Date

Equipment
07/18/24 51-459 Truck 5YD Dump/Freightliner
07/18/24 53-162 Backhoe/Cat/420D
07/18/24 01-701 Trailer/PJ trailer/L6

Rate
8.00
8.00
8.00

Rev Code
60.00000 1
40.00000 1
7.00000 1

Amount
480.00
320.00
56.00

Total for Owned Equipment 856.00

EM Cost Type: Rented Equipment
Actual Date

Equipment
07/18/24 99-165 Vac Truck from Jack Dohoney
07/18/24 99-551 Truck/Dodge/2500
07/18/24 99-549 Truck/Dodge/3500
07/18/24 21-559 Light Plant / Wanco / WLT
07/18/24 21-560 Light Plant / Wanco / WLT
07/18/24 21-558 Light Plant / Wanco / WLT
07/18/24 21-557 Light Plant / Wanco / WLT
07/18/24 99-651 Skdsteer/Cat/299

Rate
8.00
8.00
8.00
8.00
8.00
8.00
8.00
8.00

Rev Code
185.00000 1
25.00000 1
30.00000 1
15.00000 1
15.00000 1
15.00000 1
15.00000 1
112.00000 1

Amount
1,480.00
200.00
240.00
120.00
120.00
120.00
120.00
896.00

Total for Rented Equipment 3,296.00

Total for Bill 51 25,717.68

Q&D Bulk Materials

Description	QTY		Cost	Total
Rock bags	58	EA	\$ 8.00	\$ 464.00
Fiber Rolls	220	FT	\$ 7.00	\$ 1,540.00
Filter Fabric	600	SF	\$ 0.07	\$ 43.98
Bedding Sand	72	TN	\$ 24.47	\$ 1,761.84
				\$ 3,809.82

FREIGHT BROKER LOGISTICS, INC.
 PO BOX 7950
 CITRUS HEIGHTS CA 95621
 Office: 209 480-1013 Fax: 916 514-1904



INVOICE: 202408-7
 Date: 08/09/2024

Q&D

Destination: **N. TAHOE GAS PROJECT JOB #**

Date	Ft Bill	Truck	Description	Qty	Rate	Amount
07/17/24	21673	8	JOB #16194-024 PO #38327	13.00	140.00	1,820.00
07/17/24	21885	1153	JOB #16194-024 PO #38327	13.00	140.00	1,820.00
07/18/24	16813	5	JOB #16194-024 PO #38349	13.00	140.00	1,820.00
07/18/24	20348	2	JOB #16194-024 PO #38349 NIGHT	13.00	140.00	1,820.00
07/18/24	20355	4	JOB #16194-024 PO #38349 DAY	13.00	140.00	1,820.00
07/18/24	21674	8	JOB #16194-024 PO #38349 NIGHT	13.00	140.00	1,820.00
07/18/24	21803	1185	JOB #16194-024 PO #38349 NIGHT	13.50	140.00	1,890.00
07/18/24	21887	1153	JOB #16194-024 PO #38327	13.00	140.00	1,820.00
07/19/24	17893	5	JOB #16194-024 PO #38363	7.50	140.00	1,050.00
07/19/24	20356	2	JOB #16194-024 PO #38363	8.00	140.00	1,120.00
07/19/24	21865	8	JOB #16194-024 PO #38363	8.80	140.00	1,232.00
07/21/24	21675	8	JOB #16194-024 PO #38378	13.00	140.00	1,820.00
07/21/24	21707	2	JOB #16194-024 PO #38378	13.00	140.00	1,820.00
07/21/24	21768	5	JOB #16194-024 PO #38378	13.00	140.00	1,820.00
07/21/24	21805	1185	JOB #16194-024 PO #38378	13.00	140.00	1,820.00
07/21/24	21888	1153	JOB #16194-024 PO #38378	13.00	140.00	1,820.00
07/22/24	20357	1073	JOB #16194-024 PO #38379	13.00	140.00	1,820.00
07/22/24	21616	ZAPTR	JOB #16194-024 PO #38379	13.00	140.00	1,820.00
07/22/24	21676	1073	JOB #16194-024 PO #38379	13.00	140.00	1,820.00
07/22/24	21703	2	JOB #16194-024 PO #38379	13.00	140.00	1,820.00

Amount: 34,412.00

Item	Qty	Amount
HOURS	245.80	34,412.00



Please Pay This Amount: 34,412.00

Thank you for your business

Due on receipt. Unpaid balance is subject to 1 1/2% service charge per month and any and all cost of collections.



Penny Knight Trucking

Cell (209) 480-1013
Dispatch (916) 588-0945

PO Box 7950 • Citrus Heights, CA 95621

WBE-SWBE Certified

US DOT 3025254 • CA 509639

MC 36575

PO # 33349

FREIGHT BILL 16813

JOB 16194-024

☐ Day ☐ Monday
☒ Night ☐ Tuesday
☐ 10 Wheel ☒ Thursday
☐ Transfer ☐ Friday
☒ Super Dump ☐ Saturday
☐ End Dump ☐ Sunday
☐ Semi Bottom
☐ 10 Wheel
☐ Flatbed
☐ Water
☐ Other

DIST. RATE NOTICE AND DATE

DATE: 7-18-24	MATERIAL: AB Sand, broken AC	TYPE OF LOADING	BUNKER <input type="checkbox"/>	HOT PLANT <input type="checkbox"/>	EXCAVATOR <input type="checkbox"/>
DESTINATION: WHERE MAT'L WAS DELIVERED Truckee Yard / Teichert		GRINDER <input type="checkbox"/>			
POINT OF ORIGIN: WHERE MAT'L WAS LOADED North Lake Tahoe Lateral		FRONT LOADER <input checked="" type="checkbox"/>			
CONSIGNOR: WHO OWNED MAT'L Q&D		OTHER <input type="checkbox"/>			
CONSIGNEE: WHO REC'D MAT'L Q&D Const		CONSIGNOR ADDRESS			
DEBTOR: CONTRACTOR Q&D		CONSIGNEE ADDRESS			
		DEBTOR ADDRESS			

Tags must be emailed daily to pennytags9@gmail.com

TAG NUMBER	WEIGHT	LOADING TIMES		LEAVE SCALES	UNLOADING TIMES		REMARKS
		ARRIVE	DEPART		ARRIVE	DEPART	
1		7:00	7:30		9:20	9:50	empty - spoils 267
2		10:00	10:30		11:00	12:45	Sand
3		1:08	1:11			6:30	Base
4							
5		7:00				8:00	travel
6							
7							
8							
9							
10							
11							
12							
13							
14							

All sales are final - material normally not returnable if portal transporting will be charged and only value of material will be credited. Every effort will be made to dump or spread material where customer wants it- if trucker assumes no responsibility for dumping of spreading or for damages of country roads or city streets. Driver to be judge if desired site is inaccessible- if customer still demands delivery there- then customer is responsible for towing charges- damage to trucks and equipment and all down time while being repaired. No credit unless arranged for in advance. I agree to all court cost, attorney fees and all cost that arise from any proceedings for the collection of amounts due to the above carrier, for the work done for the above shippers, will be paid by the above shipper. Payment for these charges due NOT later than the 20th of the following month. A service charge of 2% per month (24% per annum) will be charged on past due accounts. Debtor (Contractor) agrees to pay reasonable attorney fees and court costs in case of suit to collect.

Job # 16194-024 PO# 33349 LDS TERMS: PAYMENT DUE BY 20TH OF FOLLOWING MONTH (Section 7108.6 of the California Business & Professions Code)

DISPATCH TIME:	(B) ELAPSED RUNNING TIME (LOADED TRAVEL TIME) OF LAST LOAD IN MINUTES	FROM LINE (A) TO LAST LOAD OR WEIGHT PLUS DOUBLE LINE (B) PLUS LINE (C) OR ELAPSED TIME FROM LINE (B) TO LINE (C)	TIME THAT DEBTOR SHOULD NOT HAVE TO PAY FOR (SHOW DOWN TIME, LUNCH, ETC IN REMARKS SECTION) DEDUCTIONS:	(E) ELAPSED UNLOADING TIME OF LAST LOAD IN MINUTES
(A) START TIME: 7:00 pm	(C) LINE (B) ADDED TO LAST UNLOAD TIME IS END TIME: 8:00 AM	TOTAL TIME: 13		LINE (D) LESS LINE (E) IS NET TIME:
DRIVER'S SIGNATURE: Robin Turner	SUB-HAULER'S CA #	NO. OF AXLES: 4	RATE AND CHARGES	TONS OR HRS
UNDERLYING CARRIER: Penny Knight Trucking	LICENSE NUMBERS	TRUCK NO. 5	CHECK IF UNDER 56" BETWEEN 1ST AND LAST AXLES <input type="checkbox"/>	RATE
ADDRESS: P.O. Box 7950 Citrus Heights Calif 95622 209-480-1013	TRUCK		CONSIGNEE SIGNATURE: [Signature]	AMOUNT DUE
	SEMI			
	PULL			



Penny Knight Trucking

Cell (209) 480-1013
Dispatch (916) 588-0945
PO Box 7950 • Citrus Heights, CA 95621

WBE-SWBE Certified
US DOT 3025254 • CA 509639

MC 36575

#38349

FREIGHT BILL 20348

JOB 16194-024

OFFICE USE

☐ Day ☐ Monday
☒ Night ☐ Tuesday
☐ 10 Wheel ☐ Wednesday
☐ Transfer ☒ Thursday
☒ Super Dump ☐ Friday
☐ End Dump ☐ Saturday
☐ Semi Bottom ☐ Sunday
☐ 10 Wheel
☐ Flatbed
☐ Water
☐ Other

DIST. RATE NOTICE AND DATE

DATE: 07/18/24 MATERIAL: SAND
DESTINATION: TRUCKEE YARD TRUCKEE
WHERE MAT'L WAS DELIVERED: TRUCKEE YARD TRUCKEE
POINT OF ORIGIN: N. TAHOE LATERAL
WHERE MAT'L WAS LOADED: N. TAHOE LATERAL
CONSIGNOR: Q&D
WHO OWNED MAT'L: Q&D
CONSIGNEE: Q&D
WHO REC'D MAT'L: Q&D
DEBTOR: Q&D CONSTRUCTION
CONTRACTOR: Q&D CONSTRUCTION

Tags must be emailed daily to pennytags9@gmail.com

TAG NUMBER	WEIGHT	LOADING TIMES		LEAVE SCALES	UNLOADING TIMES		REMARKS
		ARRIVE	DEPART		ARRIVE	DEPART	
1		700	730		810	430	
2		510	550		630	700	
3							
4							
5							
6							
7							
8							
9							
10							
11							
12							
13							
14							

All sales are final - material normally not returnable if portal transporting will be charged and only value of material will be credited. Every effort will be made to dump or spread material where customer wants it- if trucker assumes no responsibility for dumping or spreading or for damages of country roads or city streets. Driver to be judge if desired site is inaccessible- if customer still demands delivery there- then customer is responsible for towing charges- damage to trucks and equipment and all down time while being repaired. No credit unless arranged for in advance. I agree to all court cost, attorney fees and all cost that arise from any proceedings for the collection of amounts due to the above carrier, for the work done for the above shippers, will be paid by the above shipper. Payment for these charges due NOT later than the 20th of the following month. A service charge of 2% per month (24% per annum) will be charged on past due accounts. Debtor (Contractor) agrees to pay reasonable attorney fees and court costs in case of suit to collect.

Job 16194-024 PO# 38349 LDS TERMS: PAYMENT DUE BY 20TH OF FOLLOWING MONTH (Section 7108.6 of the California Business & Professions Code)

DISPATCH TIME:	ELAPSED RUNNING TIME (LOADED TRAVEL TIME) OF LAST LOAD IN MINUTES: 1	FROM LINE (A) TO LAST LOAD OR WEIGH TIME PLUS DOUBLE LINE (B) PLUS LINE (C) FOR ELAPSED TIME FROM LINE (B) TO LINE (C) IS	TIME THAT DEBTOR SHOULD NOT HAVE TO PAY FOR (SHOW DOWN TIME, LUNCH, ETC IN REMARKS SECTION) DEDUCTIONS: 0	ELAPSED UNLOADING TIME OF LAST LOAD IN MINUTES
(A) START TIME: 700	(C) LINE (B) ADDED TO LAST UNLOAD TIME IS END TIME: 800	TOTAL TIME: 13		LINE (D) LESS LINE (E) IS NET TIME: 13
DRIVER'S SIGNATURE: Charles Roberts	SUB-HAULER'S CA #: 2	NO. OF AXLES: 4	RATE AND CHARGES	TONS OR HRS
UNDERLYING CARRIER: Penny Knight Trucking	TRUCK: #2	CHECK IF UNDER 56' BETWEEN 1ST AND LAST AXLES: <input type="checkbox"/>	CONSIGNEE SIGNATURE: [Signature]	RATE
ADDRESS: P.O. Box 7950 Citrus Heights Calif 95642	SEMI			AMOUNT DUE
	PULL			



Penny Knight Trucking

Cell (209) 480-1013
Dispatch (916) 588-0945

PO Box 7950 • Citrus Heights, CA 95621

WBE-SWBE Certified

US DOT 3025254 • CA 509639

MC 36575

PO# 383 49

FREIGHT BILL 21674

JOB 16194-024

O
F
F
I
C
E
U
S
E

☐ Day
☒ Night
☐ 10 Wheel
☐ Transfer
☒ Super Dump
☐ End Dump
☐ Semi Bottom
☐ 10 Wheel
☐ Flatbed
☐ Water
☐ Other

☐ Monday
☐ Tuesday
☐ Wednesday
☒ Thursday
☐ Friday
☐ Saturday
☐ Sunday

DIST. RATE NOTICE AND DATE

DATE: 7/18/24	MATERIAL: Sand	TYPE OF LOADING	BUNKER <input type="checkbox"/>	HOT PLANT <input type="checkbox"/>	EXCAVATOR <input type="checkbox"/>
			GRINDER <input type="checkbox"/>	FRONT LOADER <input checked="" type="checkbox"/>	OTHER <input type="checkbox"/>
DESTINATION: 267 Yard Truckee					
WHERE MAT'L WAS DELIVERED					
POINT OF ORIGIN: North Lake Tahoe Lateral					
WHERE MAT'L WAS LOADED					
CONSIGNOR: Q&D		CONSIGNOR ADDRESS			
WHO OWNED MAT'L					
CONSIGNEE: Q&D Construction		CONSIGNEE ADDRESS			
WHO REC'D MAT'L					
DEBTOR: Q&D		DEBTOR ADDRESS			
CONTRACTOR					

Tags must be emailed daily to pennytags9@gmail.com

TAG NUMBER	WEIGHT	LOADING TIMES		LEAVE SCALES	UNLOADING TIMES		REMARKS
		ARRIVE	DEPART		ARRIVE	DEPART	
1 267 Yard		7:00	7:15		8:10	12:30	Sand
2 267 Yard		12:50	1:00		1:25	6:18	Sand
3 267 Yard		6:53				7:00	Dump out
4		7:00				8:00	
5							
6							
7							
8							1 Hour drive time
9							
10							
11							
12							
13							
14							

All sales are final - material normally not returnable if portal transporting will be charged and only value of material will be credited. Every effort will be made to dump or spread material where customer wants it - if trucker assumes no responsibility for dumping or spreading or for damages of country roads or city streets. Driver to be judge if desired site is inaccessible - if customer still demands delivery there - then customer is responsible for towing charges - damage to trucks and equipment and all down time while being repaired. No credit unless arranged for in advance. I agree to all court cost, attorney fees and all cost that arise from any proceedings for the collection of amounts due to the above carrier, for the work done for the above shippers, will be paid by the above shipper. Payment for these charges due NOT later than the 20th of the following month. A service charge of 2% per month (24% per annum) will be charged on past due accounts. Debtor (Contractor) agrees to pay reasonable attorney fees and court costs in case of suit to collect.

Job # 16194-024 PO# 383 49 LDS TERMS: PAYMENT DUE BY 20TH OF FOLLOWING MONTH (Section 7108.6 of the California Business & Professions Code)

DISPATCH TIME: 7:00	ELAPSED RUNNING TIME (LOADED TRAVEL TIME) OF LAST LOAD IN MINUTES: 1	FROM LINE (A) TO LAST LOAD OR WEIGHT TIME PLUS DOUBLE LINE (B) PLUS LINE (C) FOR ELAPSED TIME FROM LINE (B) TO LINE (C) IS	TIME THAT DEBTOR SHOULD NOT HAVE TO PAY FOR (SHOW DOWN TIME, LUNCH, ETC IN REMARKS SECTION) DEDUCTIONS:	ELAPSED UNLOADING TIME OF LAST LOAD IN MINUTES
START TIME: 7:00 PM	LINE (B) ADDED TO LAST UNLOAD TIME IS END TIME: 8:00 AM	TOTAL TIME: 13		LINE (C) LESS LINE (B) IS NET TIME: 13
DRIVER'S SIGNATURE: [Signature]	SUB-HAULER'S CA #	NO. OF AXLES: 4	RATE AND CHARGES	TONS OR HRS
UNDERLYING CARRIER	LICENSE NUMBERS	TRUCK NO. 8	CONSIGNEE SIGNATURE: [Signature]	AMOUNT DUE
ADDRESS	TRUCK	CHECK IF UNDER 56' BETWEEN 1ST AND LAST AXLES <input type="checkbox"/>		
	SEMI			
	PULL			



Penny Knight Trucking

Cell (209) 480-1013
Dispatch (916) 588-0945
PO Box 7950 • Citrus Heights, CA 95621
WBE-SWBE Certified
US DOT 3025254 • CA 509639
MC 36575

FREIGHT
BILL

21803

JOB 16141-024

<input type="checkbox"/> Day	<input type="checkbox"/> Monday
<input checked="" type="checkbox"/> Night	<input type="checkbox"/> Tuesday
<input type="checkbox"/> 10 Wheel	<input type="checkbox"/> Wednesday
<input type="checkbox"/> Transfer	<input checked="" type="checkbox"/> Thursday
<input type="checkbox"/> Super Dump	<input type="checkbox"/> Friday
<input type="checkbox"/> End Dump	<input type="checkbox"/> Saturday
<input type="checkbox"/> Semi Bottom	<input type="checkbox"/> Sunday
<input type="checkbox"/> 10 Wheel	
<input type="checkbox"/> Flatbed	
<input type="checkbox"/> Water	
<input type="checkbox"/> Other	

DIST. RATE NOTICE AND DATE

DATE: 7/19/24	MATERIAL: WATER	TYPE OF LOAD: <input type="checkbox"/> BUNKER <input type="checkbox"/> HOT PLANT <input type="checkbox"/> EXCAVATOR <input type="checkbox"/> <input type="checkbox"/> GRINDER <input type="checkbox"/> FRONT LOADER <input type="checkbox"/> OTHER <input type="checkbox"/>
DESTINATION: N. Lake Oaks Project		
POINT OF ORIGIN: "		
WHERE MAT'L WAS LOADED: "		
CONSIGNOR: Q'D const.		CONSIGNOR ADDRESS:
WHO OWNED MAT'L: "		CONSIGNEE ADDRESS:
CONSIGNEE: "		DEBTOR ADDRESS:
WHO RECEIVED MAT'L: "		
DEBTOR: CONTRACTOR		


Tags must be emailed daily to pennytags9@gmail.com

TAG NUMBER	WEIGHT	LOADING TIMES		LEAVE SCALES	UNLOADING TIMES		REMARKS
		ARRIVE	DEPART		ARRIVE	DEPART	
1		7:00pm	7:30pm				Pre-Trip
2		7:30pm	8:30pm				sprayed both yards
3		8:30pm	8:50pm				Sand/Gravel Piles
4							canellian Bay
5		8:50pm	9:10pm				Fill site
6		9:10pm	12:15am				canellian woods
7		12:15am	2:45am				sick
8		2:45am	6:30am				canellian woods
9		6:30am	7:30am				sprayed both yards
10							
11							
12							
13							
14							

All sales are final - material normally non returnable if portal transporting will be charged and only value of material will be credited. Every effort will be made to dump or spread material where customer wants it. If trucker assumes no responsibility for dumping or spreading or for damages of country roads or city streets. Driver to be judge if desired site is inaccessible. If customer still demands delivery there, then customer is responsible for towing charges, damage to trucks and equipment and all down time while being repaired. No credit unless arranged for in advance. I agree to all court cost, attorney fees and all cost that arise from any proceedings for the collection of amounts due to the above carrier, for the work done for the above shippers, will be paid by the above shipper. Payment for these charges due NOT later than the 20th of the following month. A service charge of 2% per month (24% per annum) will be charged on past due accounts. Debtor (Contractor) agrees to pay reasonable attorney fees and court costs in case of suit to collect.

Job # 16141-024 POB 3025254 WDS L TERMS: PAYMENT DUE BY 20TH OF FOLLOWING MONTH (Section 7108.6 of the California Business & Professions Code)

DISPATCH TIME: 7:00pm	ELAPSED LOADING TIME (LOADED TRAVEL TIME) OF LAST LOAD IN MINUTES: 1	FROM LINE ① TO LAST LOAD OR WEIGHT TIME PLUS DOUBLE LINE ⑥ PLUS LINE ⑦ OR ELAPSED TIME FROM LINE ⑧ TO LINE ⑤ IS	TIME THAT DEBTOR SHOULD NOT HAVE TO PAY FOR (SHOW DOWN TIME, LUNCH, ETC IN REMARKS SECTION) DEDUCTIONS:	ELAPSED UNLOADING TIME OF LAST LOAD IN MINUTES
START TIME: 7:00pm	LINE ⑥ ADDED TO LAST UNLOAD TIME IS END TIME: 8:30am	TOTAL TIME: 13.5		LINE ⑤ LESS LINE ⑥ IS NET TIME:
DRIVER'S SIGNATURE: [Signature]	SUB-HAULE CA#	NO OF AXLES: 3	RATE AND CHARGES	TONS OR HRS
UNLOADING CARRIER: First in Fire	TRUCK: white	CHECK IF UNDER 56" BETWEEN 1ST AND LAST AXLES: <input type="checkbox"/>	CONSIGNEE SIGNATURE: [Signature]	RATE
ADDRESS: [Address]	SEMI: [Semi]			AMOUNT DUE
	PULL: [Pull]			



Penny Knight Trucking

Cell (209) 480-1013

Dispatch (916) 588-0945

PO Box 7950 • Citrus Heights, CA 95621

WBE-SWBE Certified

US DOT 3025254 • CA 509639

MC 36575

FREIGHT
BILL

21887

DATE: 7.18.2024	MATERIAL: SAND/Grass	TYPE OF LOADING	BUNKER <input type="checkbox"/>	HOT PLANT <input type="checkbox"/>	EXCAVATOR <input type="checkbox"/>		
DESTINATION: Hwy 267		GRINDER <input type="checkbox"/>				FRONT LOADER <input type="checkbox"/>	OTHER <input type="checkbox"/>
WHERE MAT'L WAS DELIVERED		POINT OF ORIGIN: Tahoe Gas Project					
WHERE MAT'L WAS LOADED		CONSIGNOR: Q & D					
CONSIGNEE: Q & D		CONSIGNEE ADDRESS					
WHO REC'D MAT'L		DEBTOR: Q & D					
DEBTOR: Q & D		DEBTOR ADDRESS					

OFFICE USE	JOB
	<input type="checkbox"/> Day <input type="checkbox"/> Monday
	<input checked="" type="checkbox"/> Night <input type="checkbox"/> Tuesday
	<input type="checkbox"/> 10 Wheel <input checked="" type="checkbox"/> Wednesday
	<input type="checkbox"/> Transfer <input type="checkbox"/> Friday
	<input type="checkbox"/> Super Dump <input type="checkbox"/> Saturday
	<input type="checkbox"/> End Dump <input type="checkbox"/> Sunday
	<input type="checkbox"/> Semi Bottom
	<input type="checkbox"/> 10 Wheel
	<input type="checkbox"/> Flatbed
<input type="checkbox"/> Water	
<input type="checkbox"/> Other	
DIST. RATE NOTICE AND DATE	

Tags must be emailed daily to pennytags9@gmail.com

TAG NUMBER	WEIGHT	LOADING TIMES		LEAVE SCALES	UNLOADING TIMES		REMARKS
		ARRIVE	DEPART		ARRIVE	DEPART	
1		7:00	7:26		8:01	9:23	
2		9:58	10:07		10:41	11:11	
3		11:48	12:02		12:37	1:50	
4		2:24	7:00		8:00		1 Hour travel
5							
6							
7							
8							
9							
10							
11							
12							
13							
14							

All sales are final - material normally not returnable if portal transporting will be charged and only value of material will be credited. Every effort will be made to dump or spread material where customer wants it - if trucker assumes no responsibility for dumping or spreading or for damages of country roads or city streets. Driver to be judge if desired site is inaccessible - if customer still demands delivery there - then customer is responsible for towing charges - damage to trucks and equipment and all down time while being repaired. No credit unless arranged for in advance. I agree to all court cost, attorney fees and all cost that arise from any proceedings for the collection of amounts due to the above carrier, for the work done for the above shippers, will be paid by the above shipper. Payment for these charges due NOT later than the 20th of the following month. A service charge of 2% per month (24% per annum) will be charged on past due accounts. Debtor (Contractor) agrees to pay reasonable attorney fees and court costs in case of suit to collect.

Job # 1694-024 PO# 38349 LDS

TERMS: PAYMENT DUE BY 20TH OF FOLLOWING MONTH (Section 7108.6 of the California Business & Professions Code)

DISPATCH TIME: 7:00	ELAPSED RUNNING TIME (LOADED TRAVEL TIME) OF LAST LOAD IN MINUTES.	FROM LINE (A) TO LAST LOAD OR WEIGH TIME PLUS DOUBLE LINE (B) PLUS LINE (C) OR ELAPSED TIME FROM LINE (B) TO LINE (C)	TIME THAT DEBTOR SHOULD NOT HAVE TO PAY FOR (SHOW DOWN TIME, LUNCH, ETC IN REMARKS SECTION) DEDUCTIONS:	ELAPSED UNLOADING TIME OF LAST LOAD IN MINUTES
START TIME: 7:00	LINE (B) ADDED TO LAST UNLOAD TIME IS END TIME: 8:00	TOTAL TIME:		LINE (C) LESS LINE (B) IS NET TIME:
DRIVER'S SIGNATURE: D. R. T	SUB-HAULER'S CA # 849822	NO. OF AXLES: 4	RATE AND CHARGES	TONS OR HRS
UNDERLYING CARRIER: 2108 Sitting bull Rd	TRUCK LICENSE NUMBERS: 5993012	TRUCK NO.: C76	CHECK IF UNDER 56' BETWEEN 1ST AND LAST AXLES <input type="checkbox"/>	RATE
ADDRESS: Apple Valley CA 92308	SEMI	PULL	CONSIGNEE SIGNATURE: [Signature]	AMOUNT DUE

AP Traffic Services, Inc

10738 Westerly Drive
Mather, CA 95655

Phone: (916) 997-6653
License # 1034119



Invoice

Invoice Date 7/21/2024
Invoice # 2024-167A
Terms Net 30

Bill To: Q&D Construction
PO Box 10865
Reno, NV 89510

Contact: Shawn England

Customer Cost Code # 01.660.100.001
Customer PO # 16194.024

Date	Description	Quantity	UOM	Rate	Amount
Homerdale Wix					
night crew at No Lake Tahoe:					
tag # QD2116					
7/14/2024	12 person lane closure/flagging 8 hour shift	1	LS	11,414.40	11,414.40
7/14/2024	12 person lane closure/flagging - Overtime	54	HR	145.00	7,830.00
					19,244.40
tag # QD2117					
7/15/2024	12 person lane closure/flagging 8 hour shift	1	LS	11,414.40	11,414.40
7/15/2024	12 person lane closure/flagging - Overtime	54	HR	145.00	7,830.00
					19,244.40
tag # QD2118					
7/16/2024	12 person lane closure/flagging 8 hour shift	1	LS	11,414.40	11,414.40
7/16/2024	12 person lane closure/flagging - Overtime	60	HR	145.00	8,700.00
					20,114.40
tag # QD2119					
7/17/2024	12 person lane closure/flagging 8 hour shift	1	LS	11,414.40	11,414.40
7/17/2024	12 person lane closure/flagging - Overtime	54.5	HR	145.00	7,902.50
					19,316.90
tag # QD2121					
7/18/2024	12 person lane closure/flagging 8 hour shift	1	LS	11,414.40	11,414.40
7/18/2024	12 person lane closure/flagging - Overtime	93.5	HR	145.00	13,557.50
					24,971.90
4 attenuator trucks				WK	5,000.00
3 CMS boards				WK	250.00
4 12" night beacons				WK	50.00
Total					108,192.00

Thank you for your business.
If you have questions on this invoice, please call or email APTrafficServices@gmail.com.

AP Traffic Services

Work Order

QD 2116

Contractor: Q&D Construction	Contact: Shawn England	Phone: 775-484-4675	Date: 7-14-24
		Contract #:	Job #:

Work Description: flagging cost code: 01.660.100.001

Closure Location / Street: No Lake Tahoe PO # 16194.024

Jobsite Contact: Homerdale Wix 775-685-9107

Highway / Street Lane Closures	Yard Out	Job Site In	Job Site Out	Notes
1 Lane Closure 1 Direction (T-13)				
Pilot Car				2
Flagging (T-10) Nights		5:30pm	6:00pm	Locations
Lane Shift (T-15)				

	QTY	Asset #	Asset #	Asset #	Asset #
Signs					
Cones					
Barricades					
Portable Changeable Message Sign					
Portable Light Towers					
Arrow Boards					
Truck					

Employee	Reg Hrs	OT	DT
CIMMARON	8	4.5	
LEONARD	8	4.5	
MIKE	8	4.5	
JOE	8	4.5	
Anthony	8	4.5	
CONNOR	8	4.5	
RANDALL	8	4.5	
FERNANDEZ	8	4.5	
MATT	8	4.5	
KIPBY	8	4.5	
SHRE	8	4.5	
DENNIS	8	4.5	
Total Hours	96	54.0	

Foreman: Anthony

Contractor:

R/E Inspector:

AP Traffic Services

Work Order

QD 2117

Contractor: <div style="text-align: center;">Q&D Construction</div>	Contact: <div style="text-align: center;">Shawn England</div>	Phone: 775-484-4675	Date: 7-15-24
Contract #:			Job #:

Work Description: flagging cost code: 01.660.100.001

Closure Location / Street: No Lake Tahoe PO # 16194.024

Jobsite Contact: Homerdale Wix 775-685-9107

Highway / Street Lane Closures	Yard Out	Job Site In	Job Site Out	Notes
1 Lane Closure 1 Direction (T-13)				
Pilot Car				2
Flagging (T-10) Nights		5:30pm	6:00am	Locations
Lane Shift (T-15)				

	QTY	Asset #	Asset #	Asset #	Asset #
Signs					
Cones					
Barricades					
Portable Changeable Message Sign					
Portable Light Towers					
Arrow Boards					
Truck					

Employee	Reg Hrs	OT	DT
Shae	8	4.5	
Kirby	8	4.5	
Matt	8	4.5	
Fernando	8	4.5	
Randall	8	4.5	
Connor	8	4.5	
Anthony	8	4.5	
Jose	8	4.5	
Mike	8	4.5	
Leonard	8	4.5	
Cimmaron	8	4.5	
Dennis	8	4.5	
Total Hours	96	54.0	

Foreman: Anthony

Contractor:

R/E Inspector: 28

AP Traffic Services

Work Order

QD 2118

Contractor: Q&D Construction	Contact: Shawn England	Phone: 775-484-4675	Date: 7-16-24
		Contract #:	Job #:

Work Description: flagging cost code: 01.660.100.001

Closure Location / Street: No Lake Tahoe PO # 16194.024

Jobsite Contact: Homerdale Wix 775-685-9107

Highway / Street Lane Closures	Yard Out	Job Site In	Job Site Out	Notes
1 Lane Closure 1 Direction (T-13)				
Pilot Car				
Flagging (T-10) Nights		5:30pm	6:00am	2 LOCATIONS
Lane Shift (T-15)				

	QTY	Asset #	Asset #	Asset #	Asset #
Signs					
Cones					
Barricades					
Portable Changeable Message Sign					
Portable Light Towers					
Arrow Boards					
Truck					

Employee	Reg Hrs	OT	DT
DENNIS	8	4.5	
CIMMIPRON	8	4.5	
LEONARD	8	4.5	
MIKE	8	4.5	
JOSE	8	4.5	
ANTHONY	8	5.5	
CONNOR	8	5.5	
RANDOLPH	8	5.5	
FERNANDO	8	5.5	
MATT	8	5.5	
KIRBY	8	5.5	
SHAB	8	4.5	
	8		
Total Hours	96.	60.0	

Foreman: Anthony

Contractor:

R/E Inspector: 29

AP Traffic Services

Work Order

QD 2119

Contractor: <div style="text-align: center;">Q&D Construction</div>	Contact: <div style="text-align: center;">Shawn England</div>	Phone: <div style="text-align: center;">775-484-4675</div>	Date: 7-17-24
		Contract #:	Job #:

Work Description:	flagging	cost code: 01.660.100.001
--------------------------	----------	---------------------------

Closure Location / Street:	No Lake Tahoe	PO # 16194.024
-----------------------------------	---------------	----------------

Jobsite Contact:	Homerdale Wix	775-685-9107
-------------------------	---------------	--------------

Highway / Street Lane Closures	Yard Out	Job Site In	Job Site Out	Notes
1 Lane Closure 1 Direction (T-13)				
Pilot Car				2
Flagging (T-10) <i>Nights</i>		5:30pm	6:00am	Locations
Lane Shift (T-15)				

	QTY	Asset #	Asset #	Asset #	Asset #
Signs					
Cones					
Barricades					
Portable Changeable Message Sign					
Portable Light Towers					
Arrow Boards					
Truck					

Employee	Reg Hrs	OT	DT
Shane	8	4.5	
Kirby	8	5.0	
Math	8	4.5	
Fernando	8	4.5	
Rodriguez	8	4.5	
Connor	8	4.5	
Anthony	8	4.5	
Jose	8	4.5	
Mike	8	4.5	
Leonard	8	4.5	
CIMMARRON	8	4.5	
DENNIS	8	4.5	
Total Hours	96.0	54.5	

Foreman: *Anthony*

Contractor: _____

R/E Inspector: _____

AP Traffic Services

Work Order

QD 2123

Contractor: Q&D Construction	Contact: Shawn England	Phone: 775-484-4675	Date: 7-18-24
		Contract #:	Job #:

Work Description: flagging cost code: 01.660.100.001

Closure Location / Street: No Lake Tahoe PO # 16194.024

Jobsite Contact: Homerdale Wix 775-685-9107

Highway / Street Lane Closures	Yard Out	Job Site In	Job Site Out	Notes
1 Lane Closure 1 Direction (T-13)				
Pilot Car				2
Flagging (T-10) Nights		5:30pm	12:30pm	Locations
Lane Shift (T-15)				

	QTY	Asset #	Asset #	Asset #	Asset #
Signs					
Cones					
Barricades					
Portable Changeable Message Sign					
Portable Light Towers					
Arrow Boards					
Truck					

Employee	Reg Hrs	OT	DT
DENNIS	8	11.0	
CIMMARON	8	11.0	
JOSE	8	11.0	
MIKE	8	11.0	
LEONARD	8	11.0	
Anthony	8	5.5	
CONNOR	8	5.5	
RANDALL	8	5.5	
KIRBY	8	5.5	
SHAE	8	5.5	
MATT	8	5.5	
FERNANDO	8	5.5	
Total Hours	96	93.5	

Foreman: Anthony

Contractor:

R/E Inspector:

INVOICE

DIG Alert Done Right LLC/dba
Hydro Pros (VOSB,MBE,SBA)
2501 Earlmar Dr
Modesto, CA 95350

ejackson@digalertdoneright.com
+1 (209) 872-8560



Bill to

Q&D Construction
1050 S. 21st Street
Sparks, Nevada 89431
United States

Ship to

Q&D Construction
1050 S. 21st Street
Sparks, Nevada 89431
United States

Invoice details

Invoice no.: 1702
Terms: Net 30
Invoice date: 07/23/2024
Due date: 08/22/2024

#	Date	Product or service	Description	Qty	Rate	Amount
1.		Hydro Excavation unit with operator	Subcontract- 16194.013 Project-SWG N. Tahoe Lateral 2024 Location- Tahoe City, Kings Beach Placer County, CA Dates- 7/18 Night Shift Operators- Reginald Mickel STRAIGHT TIME	8	\$325.00	\$2,600.00
2.		Hydro Excavation unit with operator	Subcontract- 16194.013 Project-SWG N. Tahoe Lateral 2024 Location- Tahoe City, Kings Beach Placer County, CA Dates- 7/18 Night Shift Operators- Reginald Mickel OVER TIME	4	\$375.00	\$1,500.00
3.		Fluctuating Fuel Recovery Fee	Fluctuating Fuel Recovery Fee is 10% of the total billable amount. Units are in constant idle during operation.	1	\$410.00	\$410.00

Ways to pay



Total \$4,510.00

Pay invoice



**NORTH TAHOE
PUBLIC UTILITY DISTRICT**

DATE: November 12, 2024

ITEM: G-1

FROM: Office of the General Manager

SUBJECT: Water Loss Investigation and Recovery Presentation and Discussion

RECOMMENDATION:

That the Board of Directors discuss and participate in a presentation from staff on water loss investigation and recovery. No action by the Board of Directors is agendized for this item.

DISCUSSION:

The Nation's water industry continues to face challenges when it comes to managing underground water system assets including transmission and distribution mains and service lines. Rehabilitation and replacement of these aging assets is continually ranked as a top priority by water industry leaders. Watermain condition assessment is an important tool to identify the just in time replacement of watermains to maximize the use of rate payer dollars as greater investments in renewal are required.

An important component of condition assessment is understanding where water loss occurs in the distribution system and performing leak detection surveys. Older watermains that are in good condition can be left in service longer. Finding and repairing watermain leaks early saves money by fixing the leak at a convenient time prior to the pipe rupturing which is expensive and disruptive. A watermain leak is also a point of failure and identifies specific pipe segments that may leak in the future and should be further evaluated and added to the future watermain rehabilitation and replacement schedule.

This presentation will review the current audited water loss in the District's three water systems, the creation of District metered zones to target water loss, and the new methods being utilized for leak identification and locating. Information will also be provided on regulatory requirements and our aging water infrastructure.

FISCAL ANALYSIS:

No Fiscal Impact


STRATEGIC PLAN ALIGNMENT:

Goal 1: Provide safe, efficient, sustainable water and wastewater services focusing on industry best practices and continuous improvement – Objective B: Optimize preventative maintenance of District utility system assets – Tactic 3: Reduce water system loss – Activity a: Continue using the water leak sensors to identify potential watermain leaks while they are still small and repairs can be accomplished efficiently; and – Activity b: Establish new water zone monitoring to identify smaller geographic areas with higher-than-average water loss for further investigation with leak detection equipment and techniques.

ATTACHMENTS:

Water Loss Investigation and Recovery PowerPoint Presentation

REVIEW TRACKING:

Submitted By: 
Bradley A. Johnson, P.E.
General Manager/CEO

Water Loss Investigation & Recovery

November 12, 2024



- Water Loss – State of the Industry and Regulatory Landscape
- Status of Water Loss in all Three Water Systems
- Review of District Water Zones
- Targeting Leak Detection by Zone Metered Areas
- Zone 2 Leak Detection Project – April 2024
- Water Leaks, Water Loss and Aging Watermains
- Water Infrastructure – Next Steps

- Aging Watermains and Water Loss is a National Issue
- Water Loss has Two Categories
 - Apparent Losses – Data handling, metering inaccuracies, & unauthorized consumption
 - Real Losses – watermain breaks, pinhole leaks, surfacing and non-surfacing leaks
- Real Water loss is 17% of all total delivered volume
- Industry Gold Standard is to achieve 5% Real Loss
- Average of 14 watermain breaks per 100 miles per year
- Average water loss of 45 gallons per connection per day
 - (NTPUD has ~56 miles of watermain and 4,130 connections)



California Water Loss Regulations

- Urban Retail Water Suppliers are required to submit a validated water audit for each water system every year. (>3,000 connections or 3,000 acre feet per year)
- Make Conservation a California Way of Life
 - 2023 – Adopted Water Loss Standards
 - 2028 – Meet water loss standards by 2028
 - Statewide goal to reduce water loss by 40%
 - Individualized volumetric water loss standard based on real loss using the economic model developed by the State Water Board and the supplier's own unique data

District Water System Audits - Summaries

Regulatory Requirement



Water Loss Summary – Tahoe Main

Tahoe Main	Production	Real Losses	Real Losses	Assets	Real Losses
Annual Amounts	Million Gallons	Million Gallons	% Loss	Connections	Gallons / Connection / Day
2018	331.5	76.9	23%	3430	61.5
2019	311.8	66.3	21%	3531	51.5
2020	329.4	56.1	17%	3533	43.5
2021	308.2	65.0	21%	3578	49.8
2022	301.9	70.2	23%	3555	54.1
2023	284.0	63.7	22%	3569	48.9

- % Real Loss is poor indicator, depends on Production which is variable
- Real losses is short duration breaks and multiple small leaks 0.1 to 5 gpm
- AWWA Median Real Losses is 45 gallons per connection per day
- 2028 California Water Loss Standard – 27 gallons per connection per day

Water Loss Summary – Carnelian Bay

Carnelian Bay	Production	Real Losses	Real Losses	Assets	Real Losses
Annual Amounts	Million Gallons	Million Gallons	% Loss	Connections	Gallons / Connection / Day
2018	23.60	3.59	15%	282	34.9
2019	24.38	5.81	24%	284	56.0
2020	19.57	3.74	19%	283	36.2
2021	20.05	2.30	11%	285	22.1
2022	21.87	2.75	13%	293	25.7
2023	25.31	7.12	28%	285	68.4

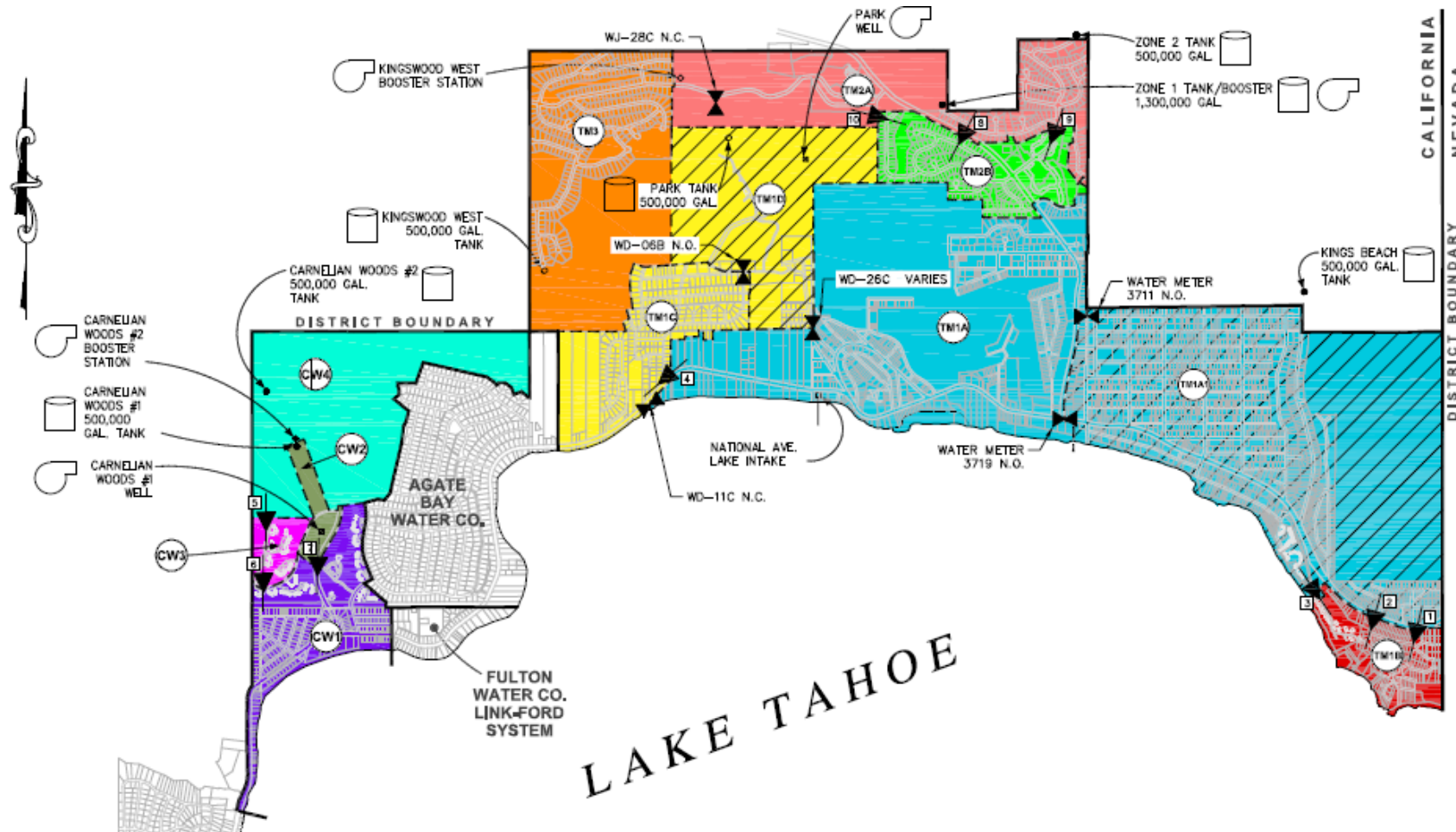
Water Loss Summary – Dollar Cove

Dollar Cove	Production	Real Losses	Real Losses	Assets	Real Losses
Annual Amounts	Million Gallons	Million Gallons	% Loss	Connections	Gallons / Connection / Day
2018	24.08	6.59	27%	275	65.7
2019	24.92	8.67	35%	275	86.4
2020	25.65	7.75	30%	275	77.2
2021	26.54	7.20	27%	276	71.5
2022	23.26	7.76	33%	279	76.2
2023	20.42	5.98	29%	276	59.4

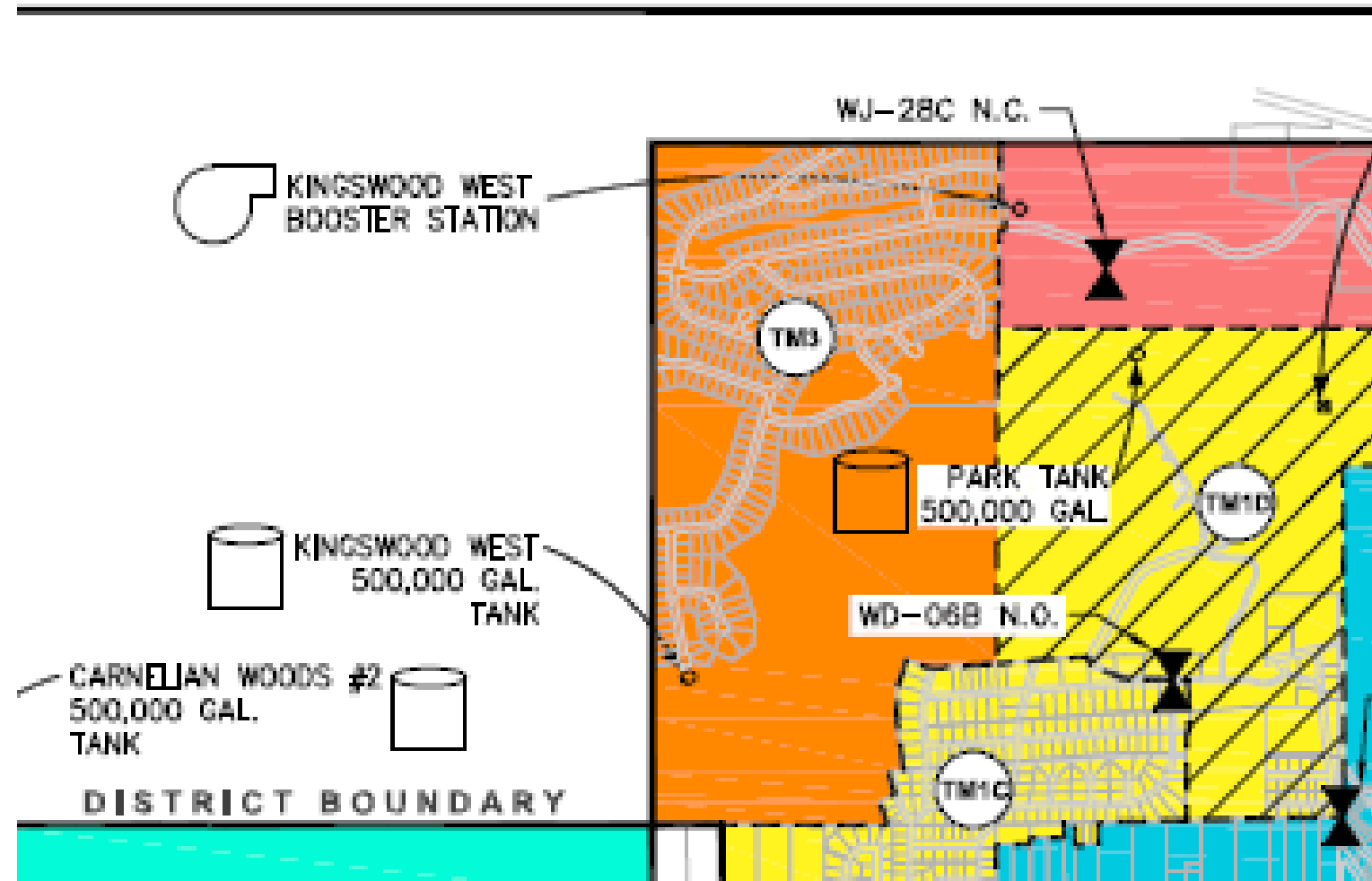
District Metered Zones (DMZs)



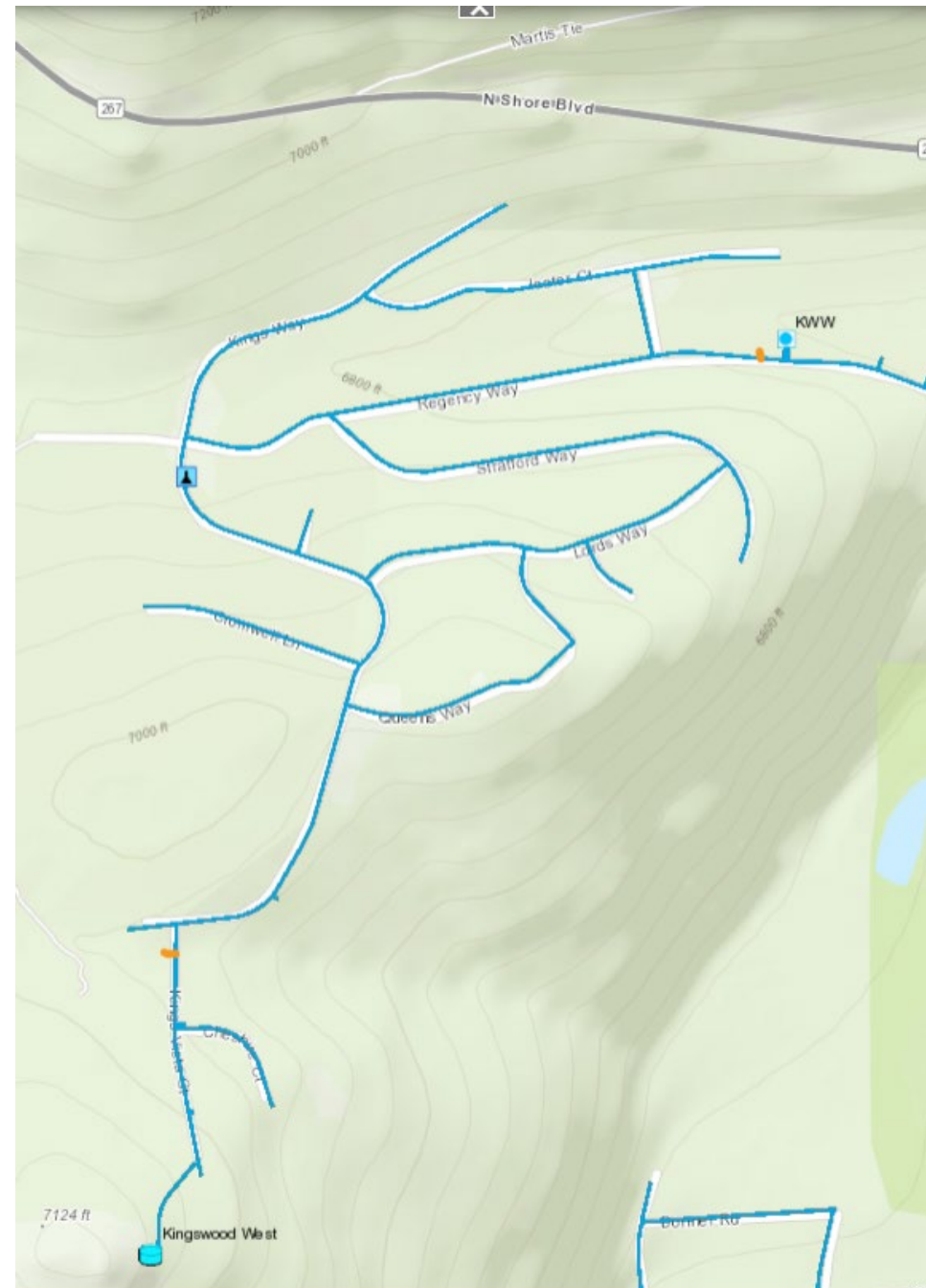
Carnelian Bay and Tahoe Main Water Systems



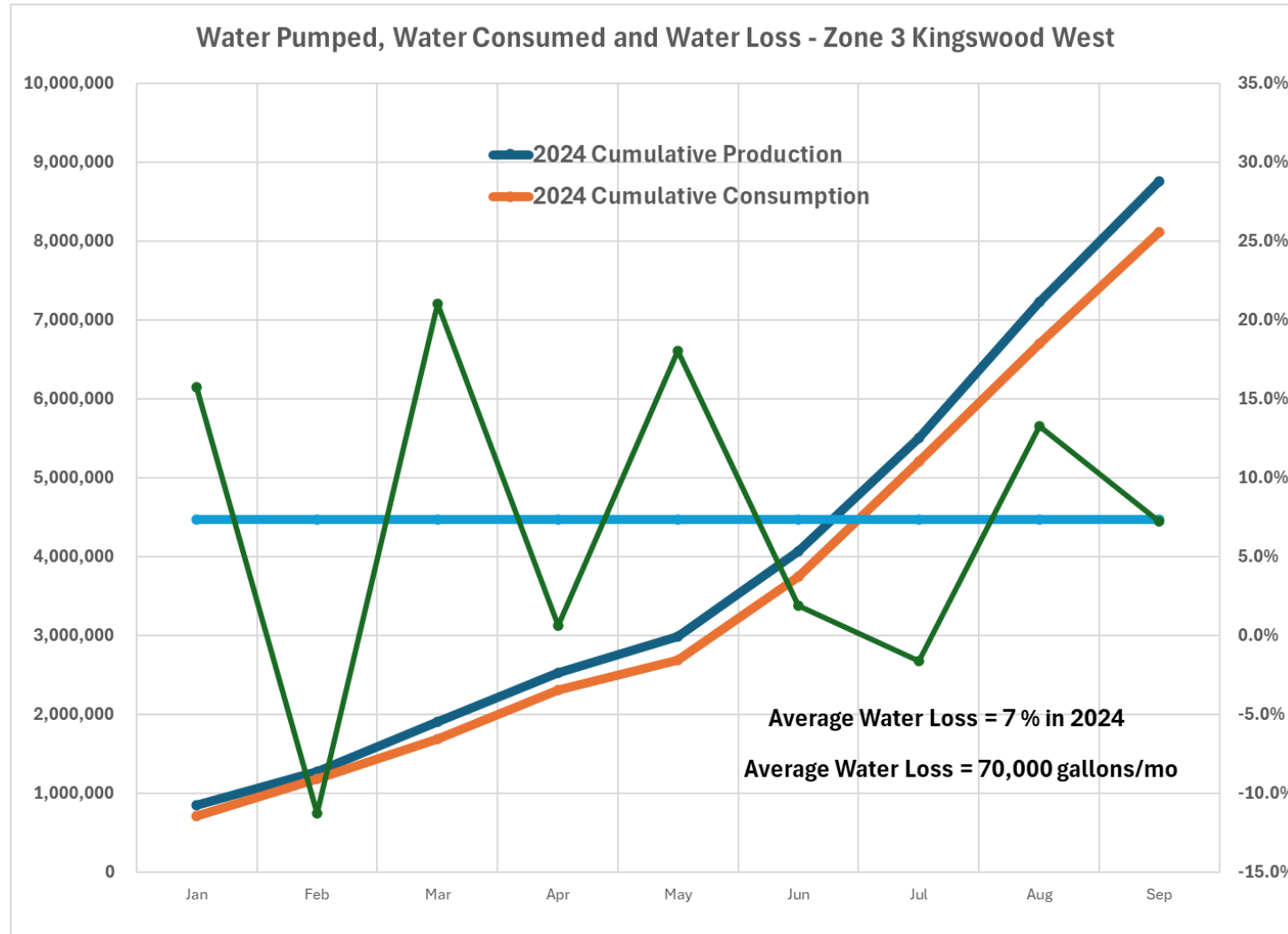
Zone 3 – Kingswood West – Top of Regency



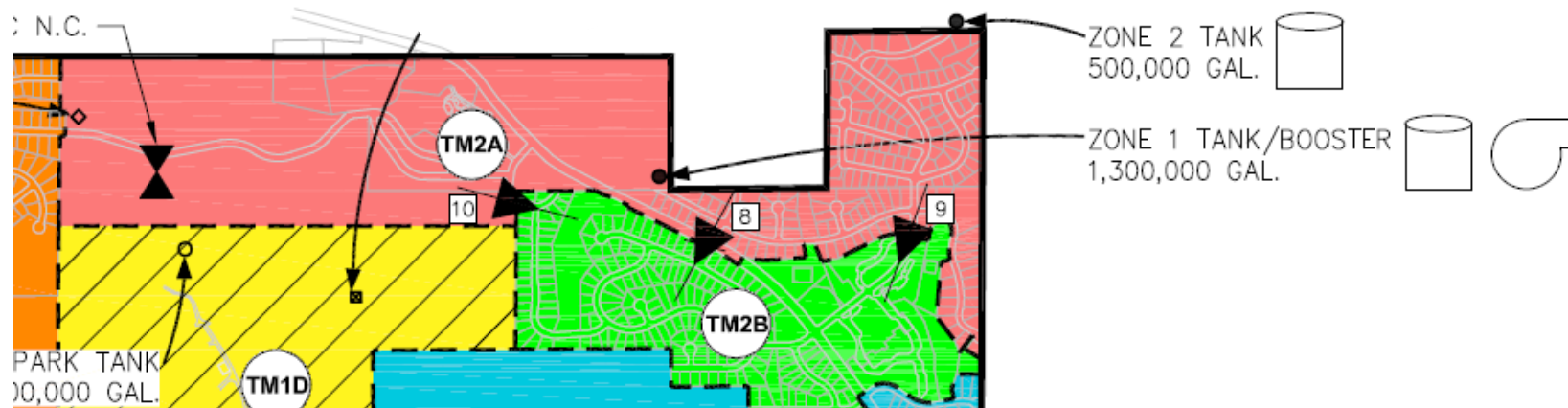
Zone 3



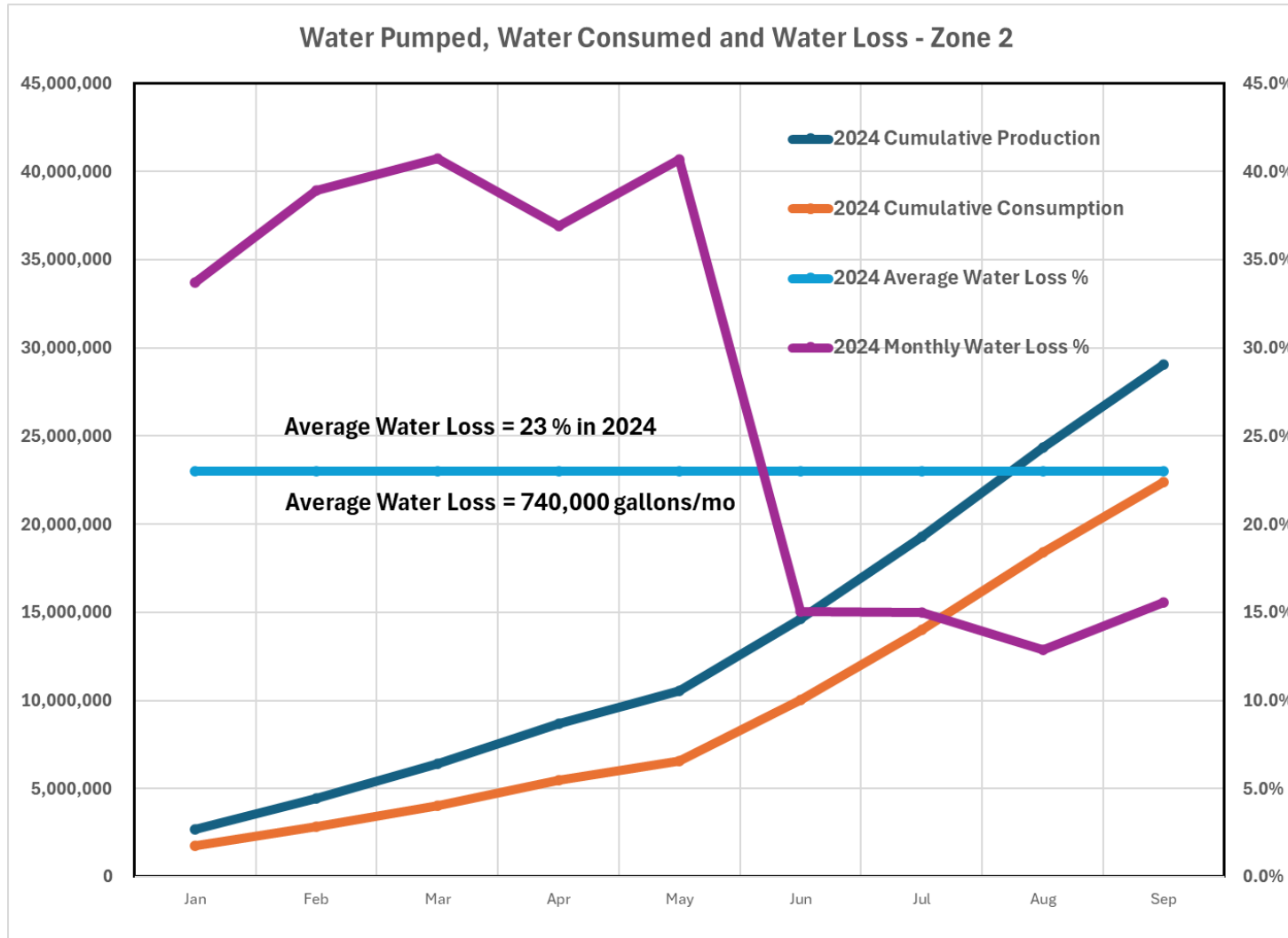
Zone 3 Water Loss – Kingswood West



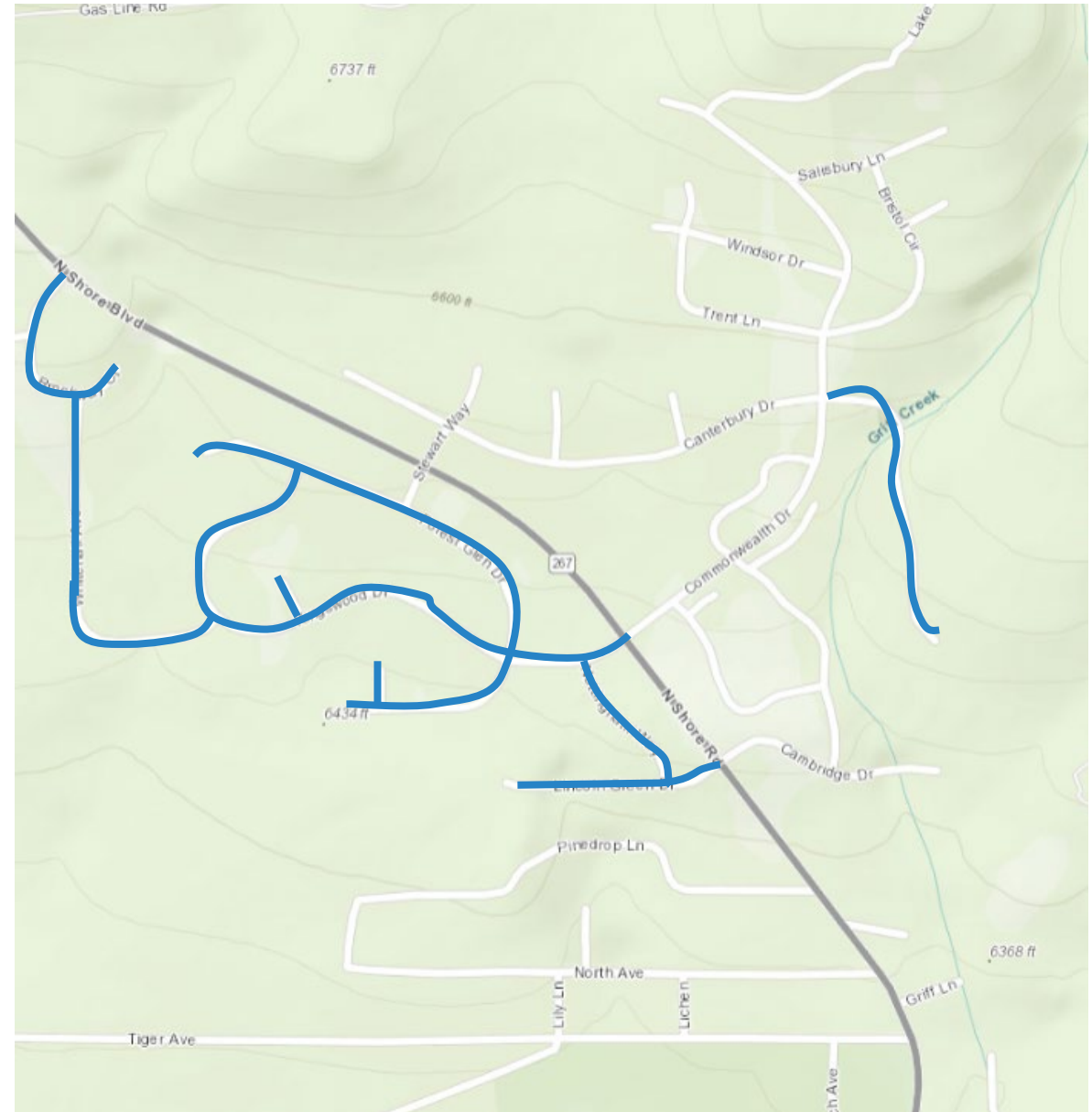
Zone 2 – SR 267, Commonwealth/Kingswood



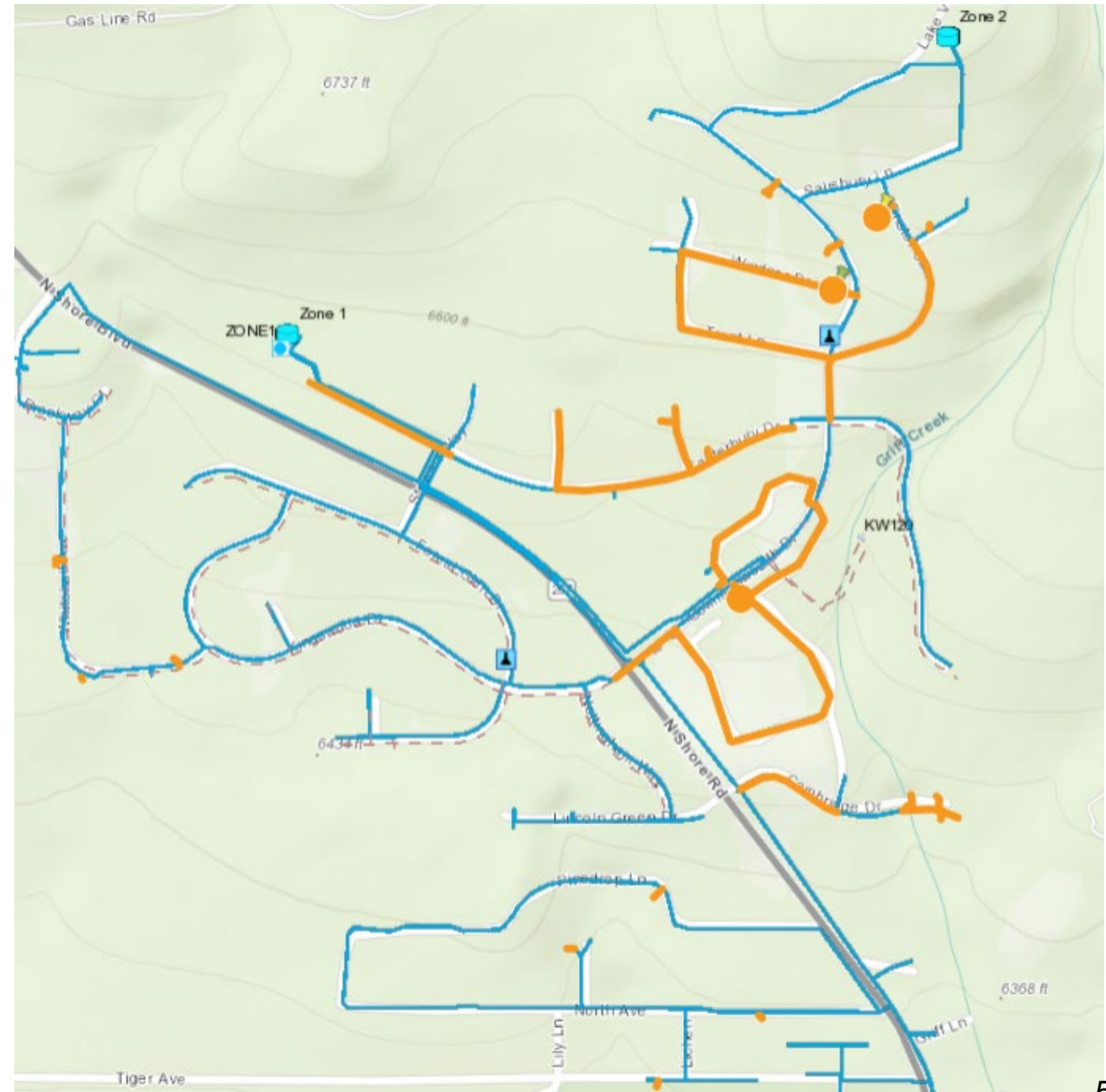
Zone 2 Water Loss



Zone 2



Zone 2




Zone 2 Leak Detection Project

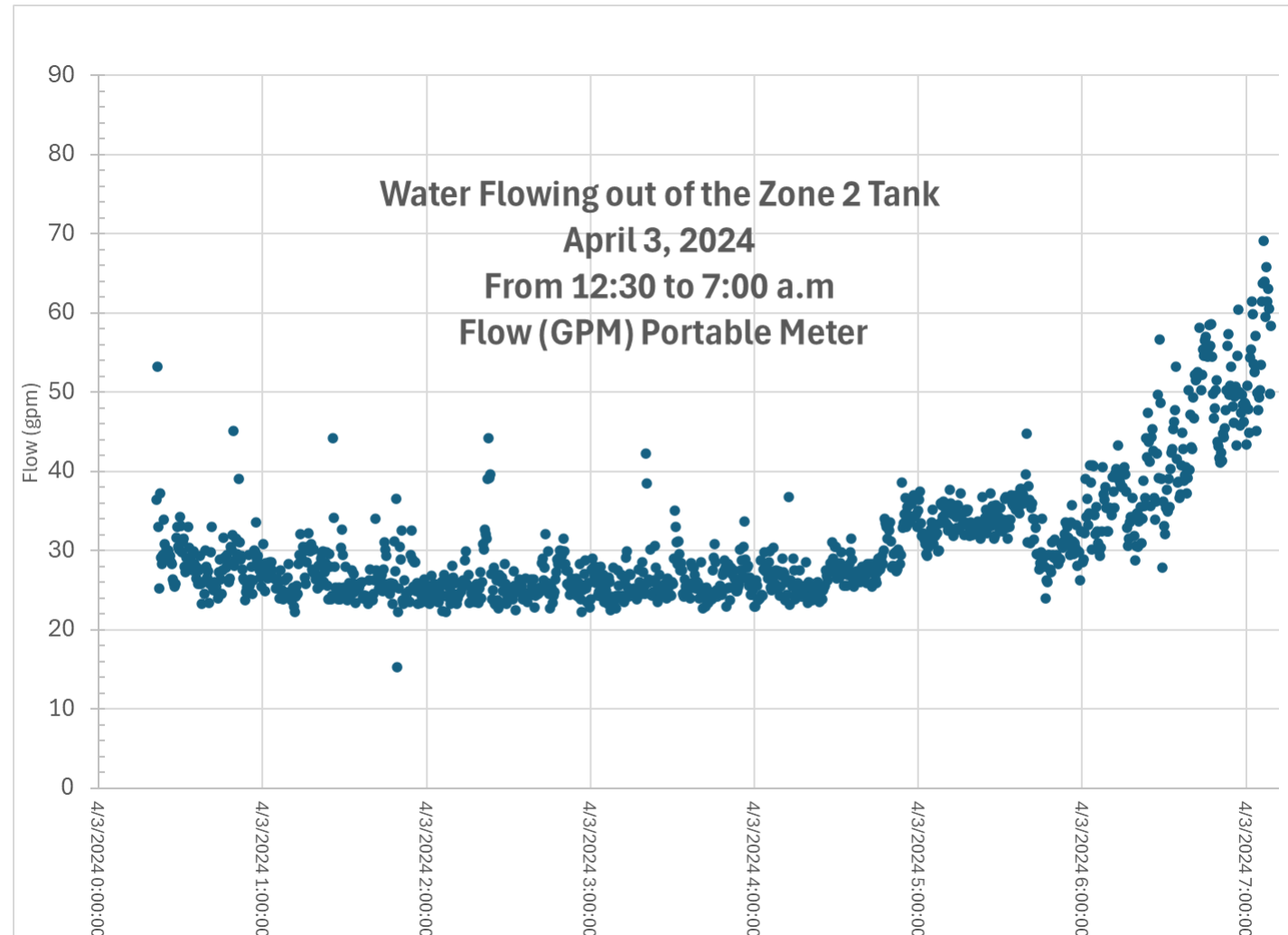
April 2024



Leak Detection Program – Hybrid Ultrasonic Flow Meter



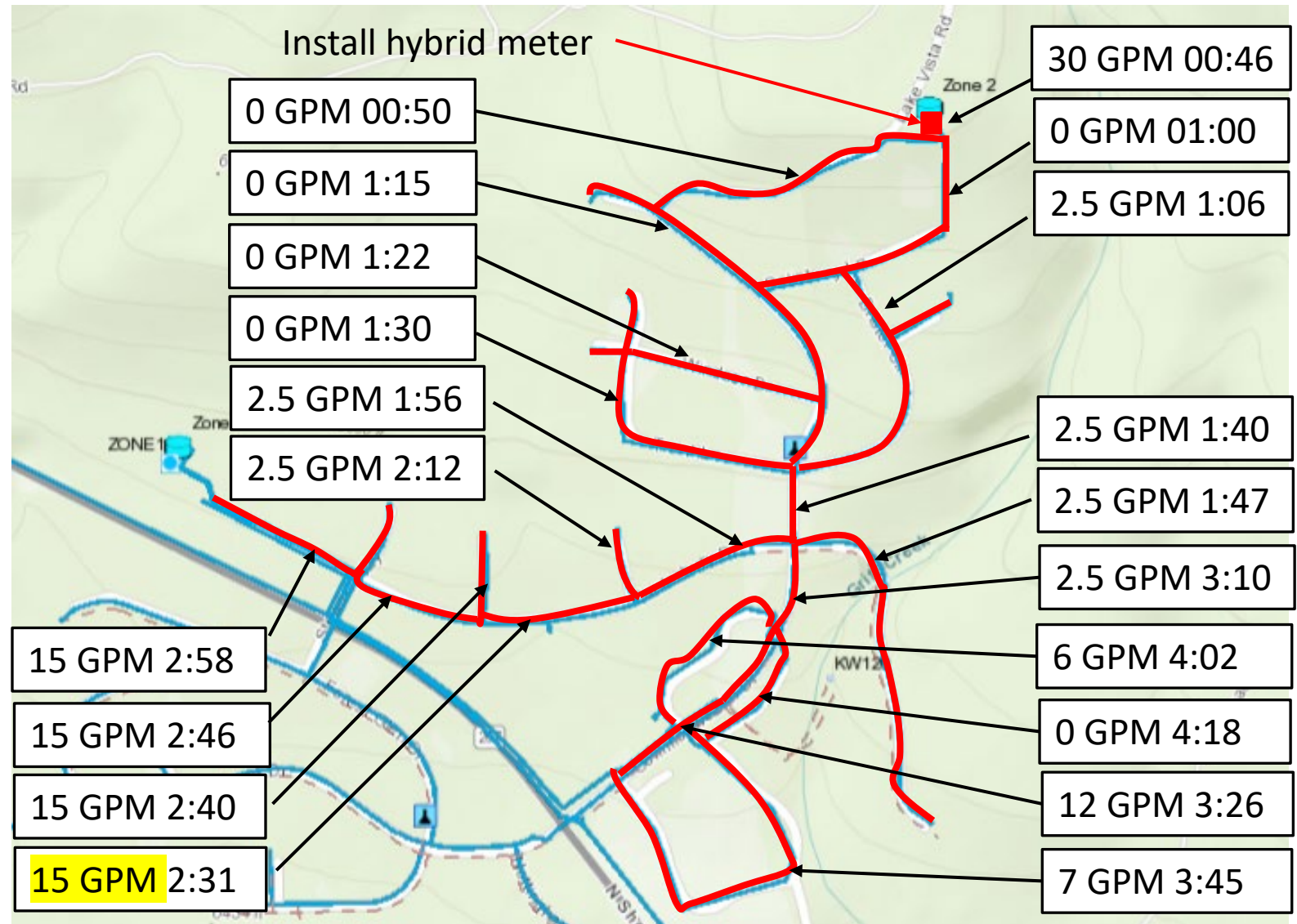
Zone 2 Water Loss



Zone 2

Isolating mains one by one while monitoring the hybrid meter for flow.

If flow is identified in that section of main we would then transfer to the correlating system to determine where the leak is located



Leak Detection Program – Water Main Correlating



Leak Detection Program – Water Main Correlating



Leak Detection Program – Water Main Correlating



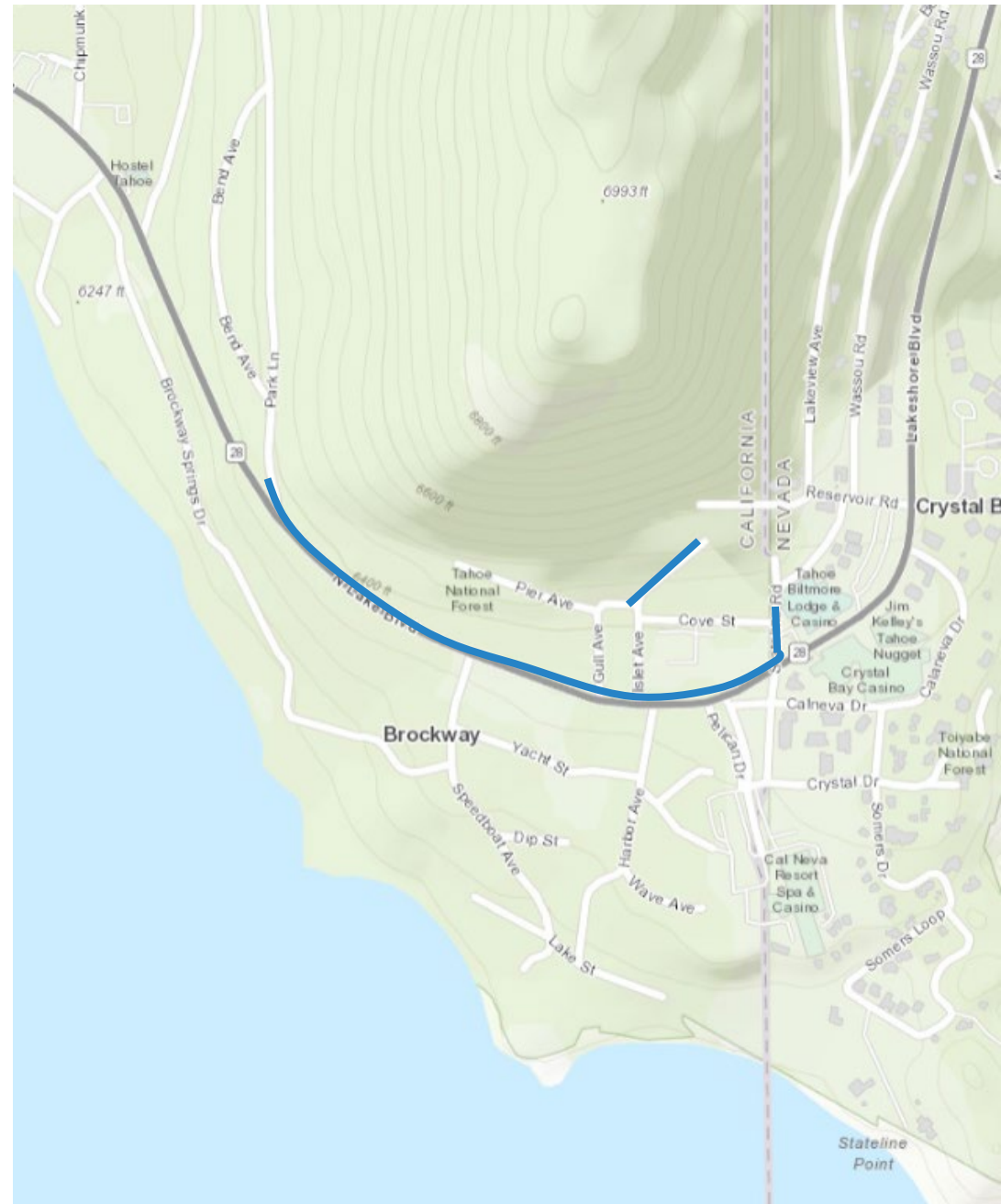


Water Leaks, Water Loss and Aging Watermains – Tahoe Main



Tahoe Main Brockway Hill

Recently replaced mains



Tahoe Main Brockway Hill

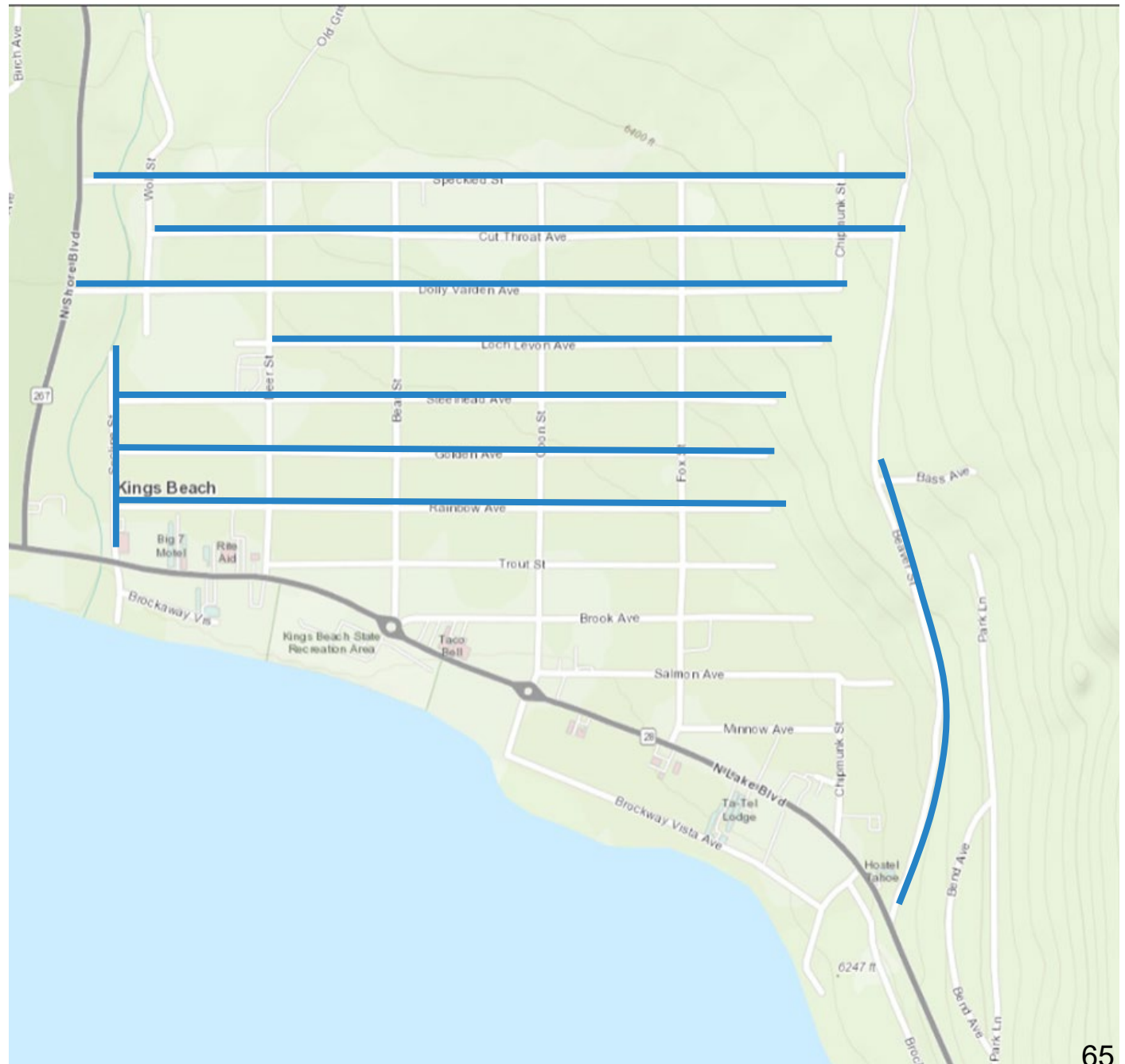
Leaks repaired over the last
5 years shown in orange



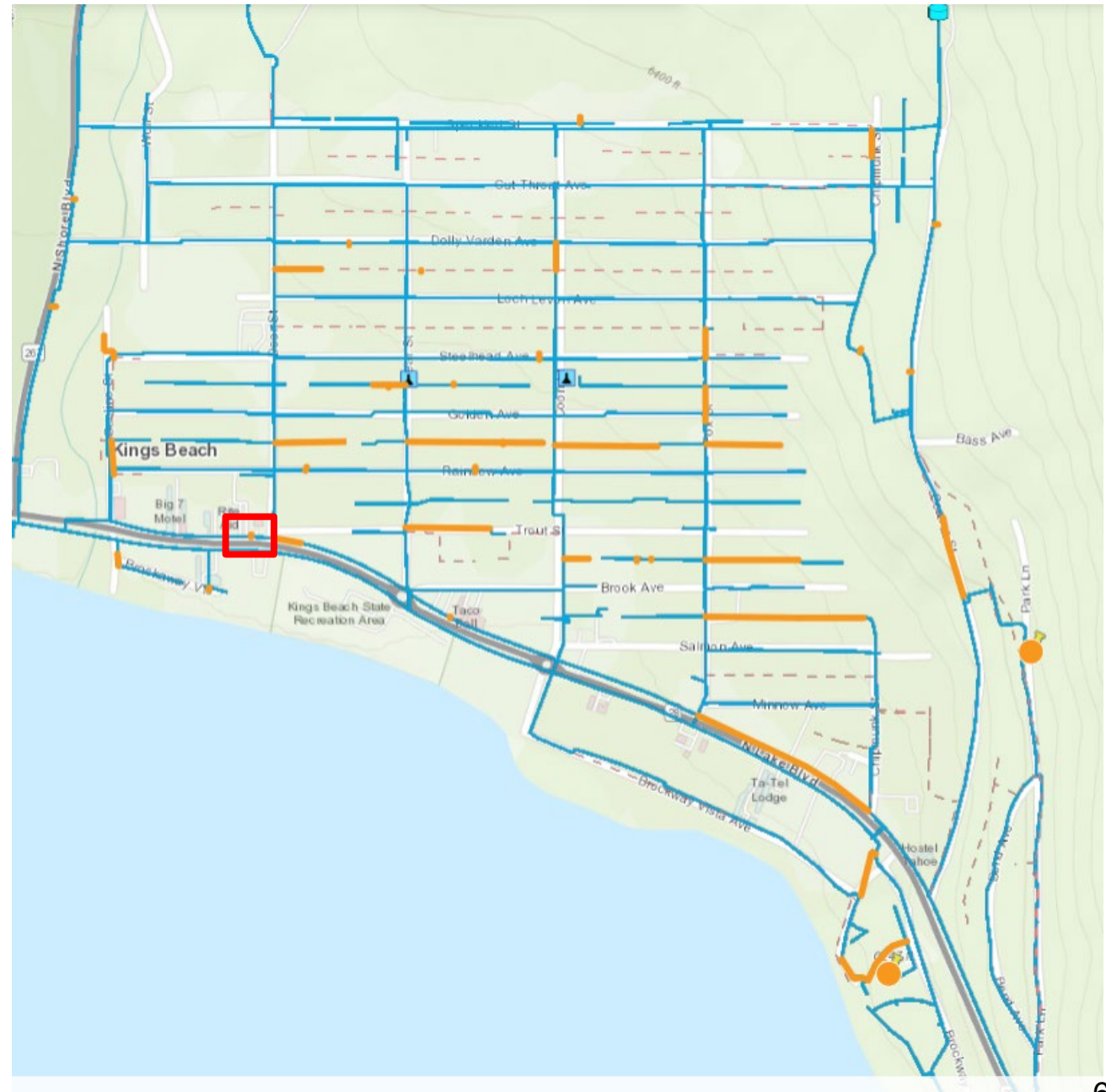


Tahoe Main Kings Beach



Mains smaller than 6"



Tahoe Main Kings Beach







How Water Leaks Impact Operations by the Numbers

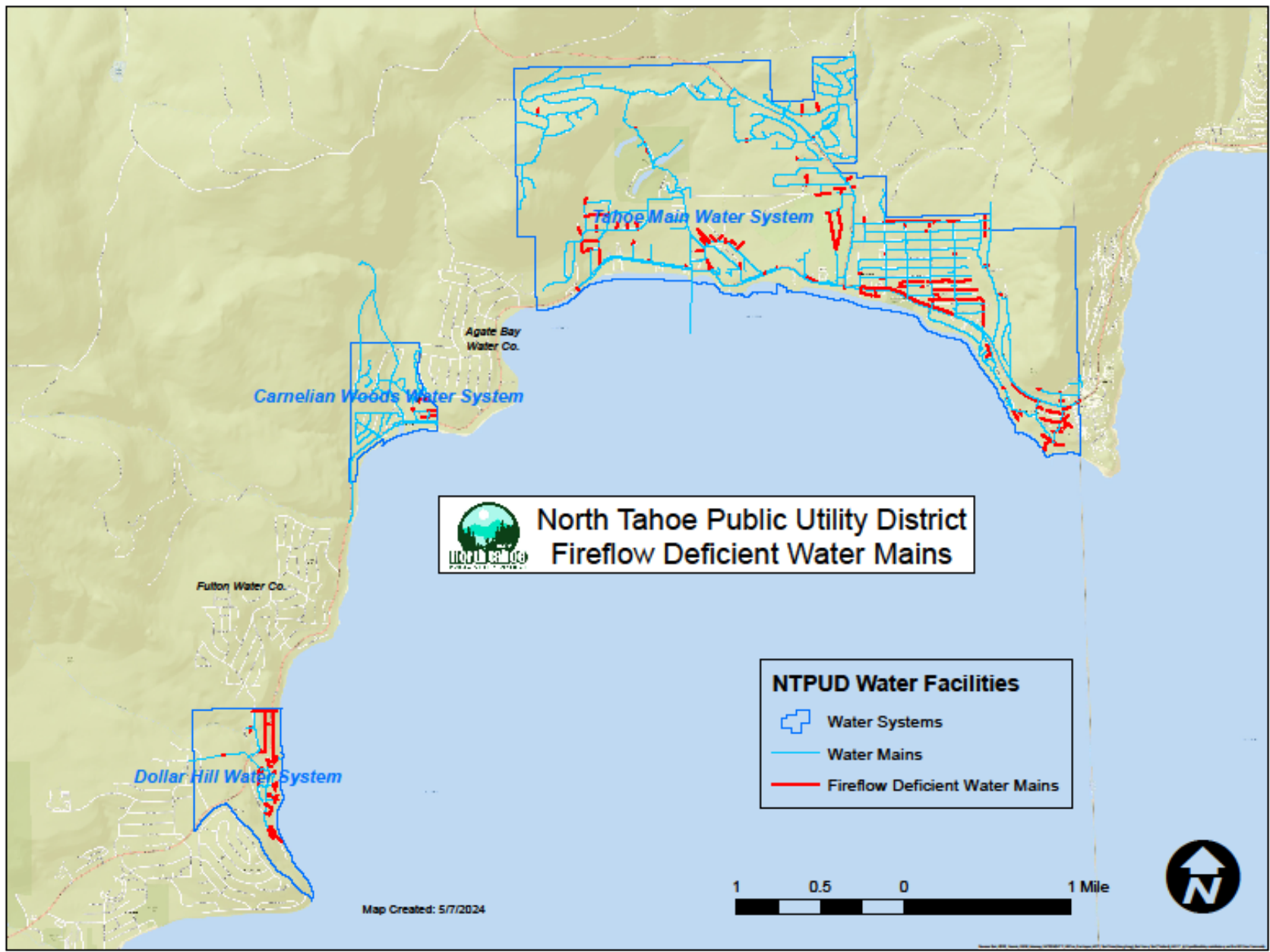
Year	W/O's	Employee Hours	Employee Cost	Equipment Hours	Equipment Cost	Material Cost	Yearly Total Cost
2020	36	758.25	\$47,480.31	235	\$88,202.54	\$4,459.29	\$140,142.14
2021	32	1127.5	\$63,928.68	256	\$60,704.91	\$3,023.40	\$127,656.99
2022	35	887.3	\$50,877.53	164.5	\$52,217.87	\$6,537.94	\$109,633.34
2023	41	1164	\$67,589.28	191	\$62,207.18	\$4,186.64	\$133,983.10
2024	36	1131.65	\$72,570.90	146.5	\$51,231.54	\$7,132.74	\$130,935.18

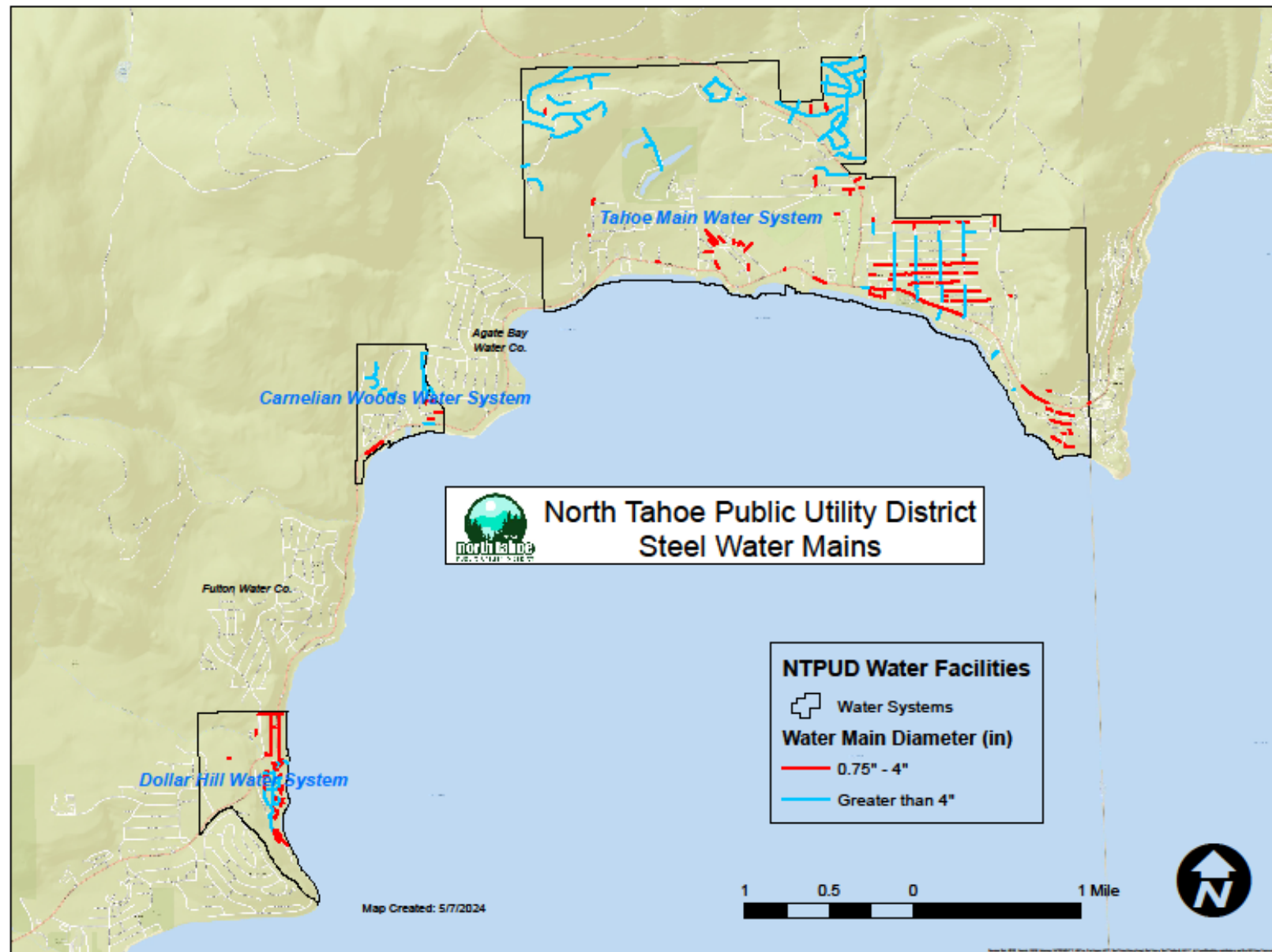
Water Infrastructure – Next Steps

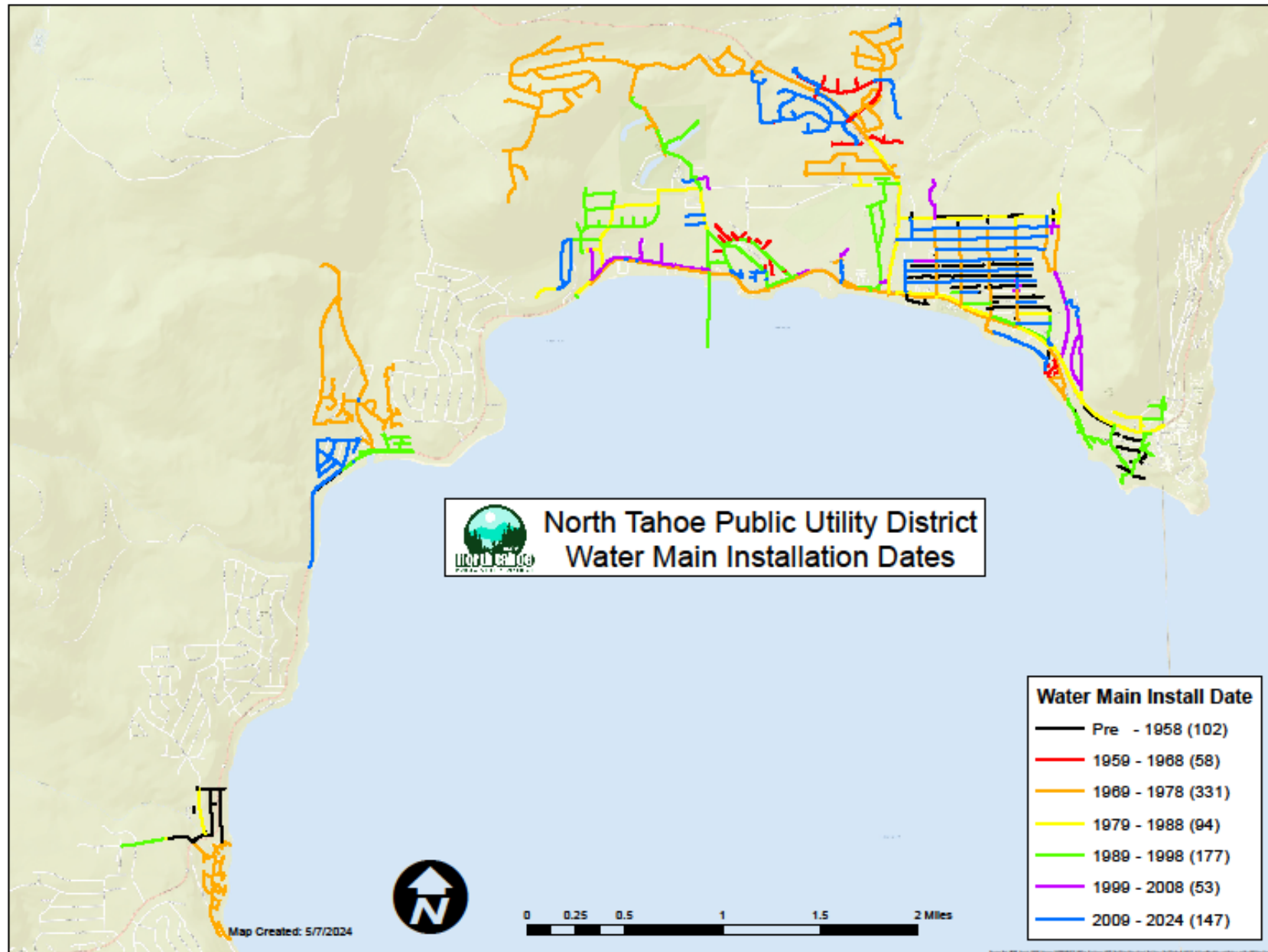
- Watermain Replacement
 - 9.7 miles of steel watermain, Average Age = 63 Years, >4 inches
 - 4.8 miles of watermain < 4 inches diameter
 - Annual Replacement = 0.5 miles
- Zone Metering
 - Establish Additional District Metered Zones
 - Reduce Size of District Metered Zones
 - Analyzes Zones for Targeted Leak Detection
- Leak Detection
 - Perform Leak Detection Field Work in Identified Zones
 - Future installation of cellular meters to detect water loss

Questions and Comments











NORTH TAHOE PUBLIC UTILITY DISTRICT

DATE: November 12, 2024

ITEM: G-2

FROM: Recreation, Parks & Facilities Department

SUBJECT: Review, Discuss, and Possibly Appoint Incumbent Recreation and Parks Commissioners to New Three-Year Terms and Review, Discuss, and Possibly Authorize the President to Sign a Letter of Recognition for Linda Slack-Cruz for her Service and Dedication as a Recreation and Parks Commissioner

RECOMMENDATION:

That the Board of Directors:

- 1) Review, discuss, and possibly appoint incumbent Recreation and Parks Commissioners, Michael Stoltzman and Ingrid Heggen, to new three-year terms (1/1/25 through 12/31/27); and
- 2) Review, discuss, and possibly authorize the President of the Board of Directors to sign a Letter of Recognition for retiring Recreation and Parks Commissioner Linda Slack-Cruz for her service and dedication to the District.

BACKGROUND:

In accordance with the Recreation and Park Commission By-laws, the Board of Directors of the North Tahoe Public Utility District appoints Commissioners and Alternate Commissioners (Alternates) to three-year terms. At the end of their three-year term, incumbent Commissioners and Alternates can be re-appointed by the Board or replaced with new applicants.

On December 31, 2024, the terms of three Commissioners will expire: Michael Stoltzman, Ingrid Heggen, and Linda Slack-Cruz. At the August 22, 2024, Commission meeting, District Staff and the Commission discussed the incumbent Commissioners' interest in serving an additional term. Commissioners Michael Stoltzman and Ingrid Heggen expressed interest in serving another term. Linda Slack-Cruz opted to tender her resignation, effective August 2024, with the remainder of the term being filled by the Commission Alternates.

Staff advertised the open seats beginning on September 25, 2024 and we received eight applications which include incumbents Stoltzman and Heggen as well as Alternate Commissioner Nancy Williams. Attached to this report are the applications of Commissioners Stoltzman and Heggen.

This item allows the Board to consider reappointment of the incumbents. If it is the Board's desire to do so, reappointing now will allow them to participate in the selection of candidates for the open seat at the December 5, 2024 meeting of the Recreation and Parks Commission and help ensure there is a quorum of Commissioners available to participate.


Should it not be the desire of the Board to reappoint the incumbents now, they will be included with the pool of applicants considered by the remainder of the Commission on December 5th. That recommendation would require the participation of the two remaining Commissioners and Alternate to form a quorum as Commissioners Stoltzman and Heggen as well as Alternate Williams would have to recuse themselves from the deliberation. The Commission will formally recommend a candidate(s) to the Board of Directors for appointment at the December 2024 or January 2025 regular meeting.


Additionally, with Commissioner Linda Slack-Cruz's retirement, staff is recommending a formal Letter of Recognition commending Linda Slack-Cruz for her leadership and outstanding service as a Recreation and Park Commissioner of the North Tahoe Public Utility District. Commissioner Slack-Cruz has participated in the Commission since its reformation and has been instrumental in advancing improvements in the Parks, including the development of the Dog Park. The proposed Letter of Recommendation is attached for the Board's review and feedback. The Recreation and Parks Commission considered and recommended the letter at their October 24, 2024 meeting.

ATTACHMENTS:

- Application of Commissioner Michael Stoltzman
- Application of Commissioner Ingrid Heggen
- Draft Letter of Recognition for Linda Slack-Cruz

REVIEW TRACKING:

Submitted By: 
Amanda Oberacker
Recreation, Parks, and Facilities Manager

Approved By: 
Bradley A. Johnson, P.E.
General Manager/CEO



NORTH TAHOE PUBLIC UTILITY DISTRICT

RECREATION AND PARKS COMMISSION APPLICATION

Name of applicant: Michael W. Stoltzman

Address: **(Applicant must live or own a business in the North Tahoe Public Utility District to be eligible)**

[Redacted] Kings Beach, CA 96143

Mailing [Redacted] City/State Zip

[Redacted] Tahoe Vista, CA 96148

Physical Address [Redacted] City/State Zip

Day phone: [Redacted] Evening phone: Same

E-mail: [Redacted] Length of NTPUD Residency: Years

Reasons for interest

For the past 6+ years on the Commission, I have enjoyed being involved and providing assistance in a way that is beneficial to the public. I have a strong interest in and I can make a positive impact.

Employment History

I have worked as a real estate attorney for the past 10 years. Prior to going to law school and business school

I worked in the car insurance industry. Prior to that, during high school and as a young adult, I worked and/or

volunteered at local sports recreation facilities, including organizing leagues and coaching youth teams.

Qualifications – Include training, education and experience related to appointment

I believe my work experience provides me a great knowledge base that would serve me well in any

appointment. I have also been involved in sports all of my life and have been involved in the organization of leagues and worked for sports recreation facilities in the past, including coaching youth hockey teams.

Community Activities (Include NTPUD meetings attended and how often)

For the past 6+ years, I have served on the Commission, while being the Chairperson for several of those years. I believe I have contributed to the Commission in a positive way and look forward to continuing in that role, if allowed to do so.

I have read the Bylaws and understand the commitments set forth therein.

Signature: /s/ Michael Stoltzman Date: October 9, 2024

.....

District Approved: Yes: No:

Date of Approval:

**North Tahoe Public Utility District
Recreation and Parks Commission Application
Applicant: Ingrid McKay Heggen**

Reasons for interest:

My family and I enjoy the trails, beaches and parks maintained by NTPUD and I am passionate about our parks and recreation areas and programs being the best that they can be. This would be an opportunity to continue to guide the recreation and parks vision and help bring the recreation programs to a broader audience. I have a seven year old daughter and four year old son and it is important to me that they and the other children in our community are provided with opportunities to recreate in this beautiful place. Being a liaison between the community and NTPUD board, so the board can better understand what is important to the broader community. I have a strong desire to improve the area I live in, and I have appreciated the opportunity to participate on the Recreation and Parks Commission this past 6 years. Seeing firsthand the impact of the improvements and additions to NTRP have had on our community and looking to the future of new programs and the benefits they can provide to all ages of our community.

Qualifications:

As a civil engineer I have worked with many municipalities during my career and I have had the opportunity to see how much a community prospers with participation from its residents. I have been the city engineer for small municipalities, a consultant to county commissions, water boards and assisted with planning and zoning commissions. I have prepared engineering reports, helped secure funding for projects ranging from millions of dollars to a few thousand dollars, and have done the design and construction management for those projects. I know the importance of working together, listening to others of differing opinions and how that enhances the final outcome.



November 12, 2024

Dear Linda,

We are writing to express our appreciation and gratitude for your contributions to the improvement of the parks of our community and efforts to make North Lake Tahoe a better place to live and play. Please accept this letter on behalf of the Board of Directors, Recreation and Parks Commissioners, and staff of the North Tahoe Public Utility District.

Your faithful participation with the Recreation and Parks Commission since its reformation has been a welcomed example of community involvement and advocacy. You have been a regular source of encouragement, knowledge, and service to the Commission and District staff for the years that you have been involved. Additionally, our Regional Park is a better and more diverse recreation destination thanks to your efforts towards the creation of the dog park. By serving ice cream and pancakes, attending countless meetings, and volunteering on Commission project work days; you have been a pillar of support in the growth and expansion of recreation in the District.

While we understand your need to step down as a Commissioner, please know that your presence will be missed. You are welcome to come visit and volunteer as your schedule permits. As you know, we can always use a hand! Your insight has proved to be an invaluable tool, and we hope to be able to lean on you again when the need arises. We also look forward to seeing you in and around the Park for many years to come.

Sincerely,

Sarah Coolidge
President,
Board of Directors

Michael Stoltzman
Chairperson,
Recreation and Parks
Commission

Bradley A. Johnson, P.E.
General Manager



NORTH TAHOE PUBLIC UTILITY DISTRICT

DATE: November 12, 2024

ITEM: H-1

FROM: Office of the General Manager

SUBJECT: General Manager/CEO Report

Major monthly items of note are included as agenda items or are addressed in the Department Managers' reports in this packet. Additional items are as follows:

- 1) The District, Tahoe City Public Utility District (TCPUD), and the South Tahoe Public Utility District (STPUD) continue their partnership work on legislative matters:
 - a) At the federal level, the partnership is working to develop the 2025 project priority list in anticipation of a potential United States Forest Service (USFS) 2025 allocation for the Tahoe water for fire suppression program. The partnership has launched the project prioritization process and will be vetting and ranking projects over the next two months.
 - b) Additionally, the partnership received word from the offices of both Congressman Kiley and Congressman Amodei (Nevada) that our Basin-wide water infrastructure project request, through the United States Army Corps of Engineers (USACE) Section 219 program, was included at a \$20-million funding level in the final version of the House's 2024 Water Resources Development Act (WRDA) legislation. The Section 219 program provides planning, design, and construction assistance for water and sewer related environmental infrastructure and resource protection and development projects for local communities throughout the country. Under the program, construction is cost shared 75 percent federal and 25 percent non-federal. The House of Representatives approved WRDA on July 22, 2024 by a vote of 359-13. The Senate passed its version of WRDA unanimously on August 1, 2024. WRDA is now moving through the reconciliation process to resolve differences between the two versions. The partnership is focused on supporting WRDA finalization during the lame duck session.
 - c) The partnership continues to advocate for a Climate Resiliency Bond that includes wildfire resilience funding. The Climate Resiliency Bond Bill, [SB 867](#),

passed the Senate and Assembly and was signed by the Governor in time to qualify for the November election. The Bill contains an allocation of \$130-million for a variety of wildfire resilience priorities including water infrastructure for fire suppression. The voters considered the \$10-billion Bond as California Proposition 4 – Parks, Environment, Energy, and Water Bond Measure of 2024 in the November election. As of the writing of this report, it appears Proposition 4 will pass with approximately 58% of the vote in support. Assuming passage, the partnership's focus will now turn to working with the State agencies to support program development and ensure funding for water infrastructure for fire suppression is included.

- 2) In accordance with Board discussion and direction at the October 8, 2024 meeting, the General Manager signed a joint letter to the Truckee Tahoe Airport District Board advocating for support of funding district-wide transportation initiatives. The letter is attached to this report.
- 3) The District received notice that our \$1,029,055 grant request to the California State Parks Habitat Conservation Program for our North Tahoe Trail Access Improvement Project was approved. This grant will support the construction of the trail extension and stairway replacement to enhance access in the North Tahoe Regional Park to the Pam Emmerich Memorial Pinedrop Trail. The General Manager has signed the agreement in accordance with District Resolution 2023-05, and the District has received the fully executed agreement back from the State.

The District is now focused on pursuing a Transient Occupancy Tax (TOT) annual grant from the North Tahoe Community Alliance (NTCA) and Placer County to further support the project. Staff will be presented to NTCA committees on the project on October 9th and 10th with final consideration by the committees occurring November 21st.

- 4) The District and TCPUD received notice from the California Tahoe Conservancy (CTC) that our \$80,000 grant request to fund a greenhouse gas inventory of both districts' operations was approved. The districts' General Managers have executed a Project Cooperation Agreement with support from NTPUD General Counsel with TCPUD acting as the lead agency for the grant.

TCPUD has awarded a contract to Sierra Business Counsel to complete the analysis in conformance with guidelines established by The Climate Registry. District staff have met to begin the data collection process.

- 5) The General Manager has been invited to participate in a community panel hosted by Strong North Tahoe with Placer County Supervisor Cindy Gustafson and NTCA Board President Sue Rae Irelan on matters pertaining to our service area. The

event, originally scheduled for October 22, 2024, has been postponed to the new year. Once a date has been set, the General Manager will provide an update.

- 6) The District's surplus auction, conducted in October, was a success with every item sold and \$95,355.51 raised. A tabulation of the items and sale prices is attached to this report.
- 7) Working with the District's safety consultant, the Safety Committee is updating the District's Safety Manual including the District's Emergency Response Plan.
- 8) The District has kicked off an employee engagement survey utilizing the Gallup Q12 program. We expect the initial survey and data gathering to take approximately one month with roll out and discussion of the results coming over the following three months. The data and discussion coming from the process will support on-going culture building efforts within the District.
- 9) The District has received the fourth quarter results on its year long customer experience survey. Staff is presently analyzing results with discussion with the Finance Committee expected in December.
- 10) The Boys and Girls Club of North Lake Tahoe (BGCNLT) held its regularly scheduled Board meeting on October 30, 2024. The following items were topics of discussion:
 - a) Approval of the September Meeting Minutes
 - b) Updates from the CEO, including discussion of 2025 Wine on the Water dates and locations, resource development updates, and the annual Youth of the Year award
 - c) Updates from the Board President, including a discussion on Board-staff collaboration and a review of new Board member candidates
 - d) Updates from the Finance Committee – review of Club financials
 - e) Closed Session regarding the CEO's annual performance evaluation

The next regularly scheduled BGCNLT Board meeting is November 21, 2024.

- 11) The District is recruiting for four open positions:

- Utility Operations Maintenance Worker I/II
- Utility Maintenance Technician I/II
- Lead Instrumentation & Electrical Technician
- Chief Financial Officer

Submitted By:



Bradley A. Johnson, P.E.
General Manager/CEO



Truckee Tahoe Airport District Board
10356 Truckee Airport Rd
Truckee, CA 96161

10/8/24

Dear Mr. Chair and Members of the Board:

As you continue the important work of planning and budgeting for the upcoming fiscal year, we want to highlight the crucial role ground transportation plays within the Airport District and encourage you to consider additional funding for district-wide transportation initiatives as part of your community benefits program.

As an airport, you are an integral part of the regional transit system that serves the entire district that you represent. Local taxpayers from across your service area support the Airport District, and by investing in transportation services, you would be ensuring that both airport patrons and residents can travel to and from the airport freely and conveniently via alternative transportation options. Robust plans already exist that would better link the region with transit, trails, and other transportation programs and projects, however these plans need funding to be realized.

We are happy to note the substantial enhancements to transportation services that the District has helped to fund over recent years. In particular, your funding to allow TART services to eliminate passenger fares (and substantially increase ridership) as well as support for the North Lake Tahoe Express RTIA airport shuttle service have been greatly appreciated by the community. We hope that this collaboration can continue in the future.

Moreover, supporting alternative transportation can also help offset the greenhouse gas emissions generated by aviation. By investing in regional transportation initiatives across the district the board is in a prime position to make a meaningful impact by supporting projects that contribute to reducing our carbon footprint and investing in our workforce and low-income community's transportation needs.

The October 10th Budget Workshop offers a key opportunity to collaborate with local partners to prioritize transportation solutions. We encourage you to engage the community, work with local stakeholders, and explore how partnerships with organizations like the Truckee North Tahoe Transportation Management Association (TNT/TMA) can maximize the benefits of these transportation investments.

Thank you for your consideration. We look forward to working together to create a more connected, sustainable region for all.

Respectfully Submitted,

Sara Van Siclen
Executive Director
TNT/TMA

Julie W. Regan
Executive Director
Tahoe Regional
Planning Agency

Tony Karwowski
President/CEO
North Tahoe
Community Alliance

Bradley A. Johnson, P.E.
General Manager
North Tahoe
Public Utility District

BID ON SURPLUS PUBLIC PROPERTY – RESULTS

Bidders examined the property at the District offices on the following dates and times: Thursday, October 10; Tuesday, October 15; and Wednesday, October 16, 2024, from 10:00 a.m. through 4:00 p.m. and October 17, 2024, from 10:00 a.m. to 12:00 p.m. at 875 National Avenue. Verbal bidding was not allowed. Sealed written bids were received by the District on or before 1:00 p.m., Thursday, October 17, 2024, at which time were opened and declared. All purchases were required to be picked up by Friday, October 18, 2024, 12:00 p.m.

Fleet ID Text	Year	Mileage	Comments	BID AMOUNT
Pickup, Mini 4x4 Chevrolet Colorado	2006	73,800	With Camper Shell	\$4,800
Pick Up, 4x4 ¾ ton Chevrolet Silverado	2005	132,800	Lumber Rack	\$4,501
Pick Up, 4x4 ¾ ton Xtra Cab, Dodge	2005	93,000	Lumber Rack & Headache Rack *Physical Title is pending with CA DMV	\$1,126.27
Pick Up, 4x4, ¾ ton Chevrolet K2500	2000	60,000	150 gallon diesel tank and pump w/ crossover tool box	\$1,800
Pick Up, 4x4, ¾ ton Chevrolet K2500	2000	143,600	Lumber Rack	\$1,356
Pick Up, 4x4 ¾ ton Chevrolet Silverado	2005	108,000	Lumber Rack & Headache Rack & Liftgate	\$7,991
Pick Up, 4x4 ¾ ton Chevrolet Silverado	2005	92,700	Lumber Rack & Liftgate	\$5,000
Pick Up, 4x4 ¾ ton Dodge Ram 2500	2002	152,000	Lumber Rack & Side access boxes & liftgate	\$4,601
Pump, Trailer Mnt 8" Godwin Sewer Pump #CD225M	1996	206.8 hours	Can't be sold and used in California	\$9,111
Sullair 49HP Towable Air Compressor	2006	1624.3 hours	Hose reel	\$2,750
Bobcat S630 skid steer Loader	2015	964.63 hours	Sold with Bucket and Snowblower Attachment	\$45,356
Snowblower, Honda HS828	1995			\$501
Snowblower, Honda HS928	2005			\$1,301
Snowblower, Honda H928	2005			\$1,100
Snowblower, Honda HS1132	2009			\$1,400
System One Full Access Truck Tool Boxes (Pair)			96" Fit a 8 foot bed	\$485
Knaack Tool Boxes			Exterior rusty, interior good shape and lockable with a padlock	\$252
Knaack Tool Boxes			Exterior rusty, interior good shape and lockable with a padlock	\$252
Knaack Tool Boxes			Exterior rusty, interior good shape and lockable with a padlock	\$252

Knaack Tool Boxes			Exterior rusty, interior good shape and lockable with a padlock	\$271
Suitcase Light Stand			Possibly need rechargeable batteries	\$100
Suitcase Light Stand			Possibly need rechargeable batteries	\$86
Suitcase Light Stand			Possibly need rechargeable batteries	\$100.08
Chainsaw			Husqvarna	\$66
Skil Cut Off Saw 14"				\$205
Pick up Bumper	2024		3/4 ton Chevy Silverado Brand new, removed for liftgate	\$175
Pick up Bumper	2024		3/4 ton Chevy Silverado Brand new, removed for liftgate	\$175
Tailgate	2024		3/4 ton Chevy Silverado Brand new, removed for liftgate	\$120.08
Tailgate	2024		3/4 ton Chevy Silverado Brand new, removed for liftgate	\$120.08
TOTAL				\$95,355.51



NORTH TAHOE PUBLIC UTILITY DISTRICT

DATE: November 12, 2024

ITEM: H-2

FROM: Justin Broglio, Public Information Officer

SUBJECT: Public Information and Community Outreach Report

DISCUSSION:

Public Information and Community Outreach:

- For the month of October, our communications and outreach focused on – 1) continued communications on the Brockway Waterman Replacement project; 2) outreach for our first Secline Beach Enhancement project community workshop, 3) continued outreach to promote the District's Rate Relief Program; and 4) promotion of the District's annual Surplus Sale.
- Staff coordinated with Design Workshop and the Secline Beach Project planning team to host a very successful Community Workshop/Visioning meeting for Secline Beach on Tuesday, October 15, 2024.
- Staff provided the final community updates and traffic control information for the 2024 watermain replacement project on HWY 28.
- Staff assisted with the marketing and promotion of the District's annual Surplus Sale with local and regional newspaper advertisements, social media posts, and the regional contractor's association.
- Staff continues to promote the District's Fall/Winter Recreation Activity Guide and all special events and activities.
- Staff coordinated with Recreation & Parks Dept. staff and the Boys & Girls Club of North Lake Tahoe to market and promote the annual Harvest Festival and Monster Truck & Treat event.
- Staff continues to work with Utility Ops Manager and Engineering Manager on communication to residents and property owners regarding our EPA-required Lead Service Line inspections and notifications.
- Staff designed and distributed the District's annual winterization notification.
- Staff is continuing to assist Customer Service and Accounting staff with the transition to our new online billing portal and associated customer outreach and notices.

Grants:

- Staff worked with the General Manager to prepare and present the District's two separate TOT/TBID grant applications for the North Tahoe Community Alliance (NTCA) Annual Grant Program. We anticipate an award decision from the NTCA committees and then the NTCA Board of Directors in November.
- Staff is continuing to work on the District's \$60,000 application for the 2024 California Tahoe Conservancy's SB630 Lake Tahoe Access grant program, to support the Secline Beach Enhancement Project.
- Staff is continuing to monitor and await a decision from the 2024 Truckee-Tahoe Airport District Agency Partnership Grant Program on our \$100,000 to support the Community Art & Gathering Space project in the North Tahoe Regional Park. We expect a decision from the TTAD by December 2024.

North Tahoe Event Center Marketing:


- Staff continues to coordinate with NTEC management on needed marketing materials, logo material, and promotional items for NTEC sales.

Community and Regional Partner Connections:


- Participated in bi-weekly Tahoe-Truckee PIO team meetings and North Lake Tahoe-Truckee Stakeholder meetings.
 - Topics included seasonal messaging, shift to winter messaging, and review of summer programs and visitor education campaigns.
- Attended the NTCA's September Monthly First Tuesday Breakfast Club.
- Attended the Sierra Nevada Regional meeting of the CA Wildfire & Forest Resilience Task Force
 - Staffed a booth with STPUD and TCPUD to share information about the work of the Tahoe Water for Fire Suppression Partnership.

Review Tracking:

Submitted By:


Justin Broglio
Public Information Officer

Approved By:

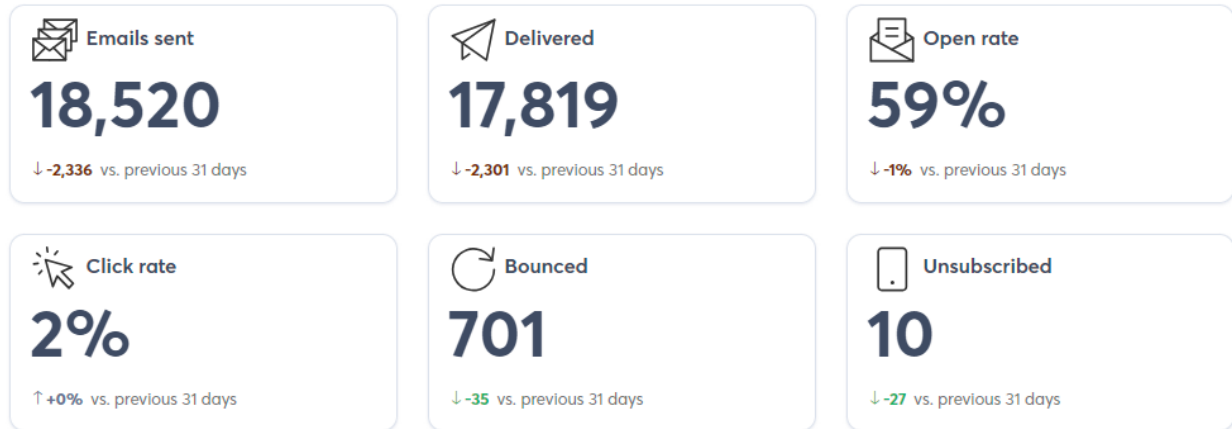

Bradley A. Johnson, P.E.
General Manager/CEO

Email Newsletter Metrics –

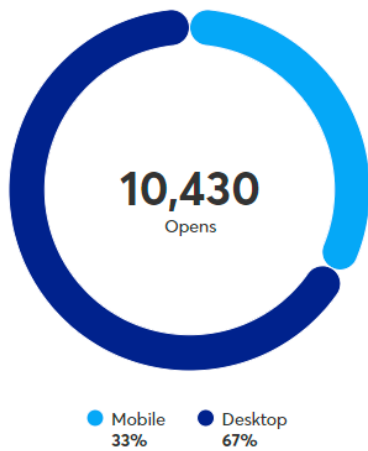
October metrics for the District’s Recreation Newsletter and Board Meeting Notices –

District Email List – Recreation & Admin

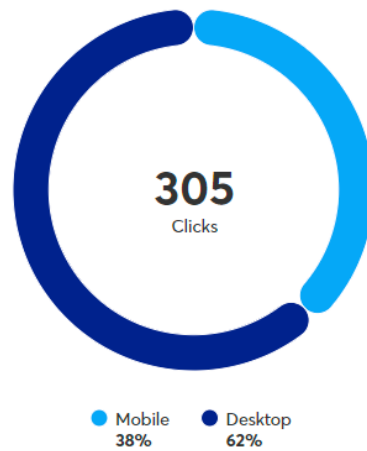
- North Tahoe Recreation – Weekly Updates
- NTPUD Board and Commission Meeting Notices



Opens by device ⓘ



Clicks by device ⓘ



Social Media Content –

North Tahoe Recreation and Parks – August Social Media Content Overview

Reach ⓘ

764

Impressions ⓘ

826

Interactions ⓘ

8

Link clicks ⓘ

--

North Tahoe Recreation & Parks's Post

**North Tahoe Recreation & Parks**
October 4 · 🌐

Any plans for Saturday, October 12th? Come compete in the 3rd Annual Bags of Fall Cornhole Tournament! Happening at Tahoe Backyard & Bear Belly Brewing Co. in Kings Beach.

There will be two divisions: Recreational & Competitive, with bags and boards provided (or bring your own if you'd like!). Boards will be set up for practice at 1pm, and the tournament starts at 2pm. It's double elimination, so everyone gets a two-match guarantee.

Join us for a day of fun, food, brews, and live music! 🎵🍷 Bring your friends and test your toss!

Sign up today! <https://ntpud.org/register>



CORNHOLE
TOURNAMENT AT THE TAHOE BACKYARD

BAGS OF FALL
recreation
NORTH TAHOE PUBLIC UTILITY DISTRICT
CORNHOLE TOURNAMENT
2024

\$60
PER TEAM

TWO DIVISIONS
RECREATIONAL &
COMPETITIVE

SATURDAY, OCTOBER 12TH

Tahoe BACKYARD

BEAR BELLY BREWING COMPANY

 Boost this post to reach up to 1610 more people if you spend \$35.

Boost post

Adult Art Class



Abstract Cats + Dogs




northtahoerecreation · Following


northtahoerecreation 1w
 Tonight! Our Adult Art Class Series continues with a fun and creative evening! 🎨🌟 Join us at 5:30pm at the North Tahoe Event Center to draw and paint your favorite furry friend, while learning about the iconic American artist Jean-Michel Basquiat, a key figure in the 1980s neo-expressionism movement. 🖌️ All materials are provided with the class fee—\$30 for residents, \$40 for non-residents. Don't miss out on a night of art and community with instructor Nicole Stirling! See you there!

No comments yet.

Start the conversation.








8 likes
 October 22



Add a comment...




North Tahoe Recreation & Parks

October 2 · 🌐

Hey Boaters! Fall boat launch hours started this week 🚤 Mon-Wed: Closed Thursday-Sunday: 7am-5pm Get out while you can, enjoy the last few weeks of boating season!

Learn more here: <https://ntpud.org/.../tahoe-vista-recreation.../boat-launch/>




Boost this post to reach up to 1610 more people if you spend \$35.

Boost post

NTPUD Main – October Social Media Content Overview

Reach ⓘ

474

Impressions ⓘ

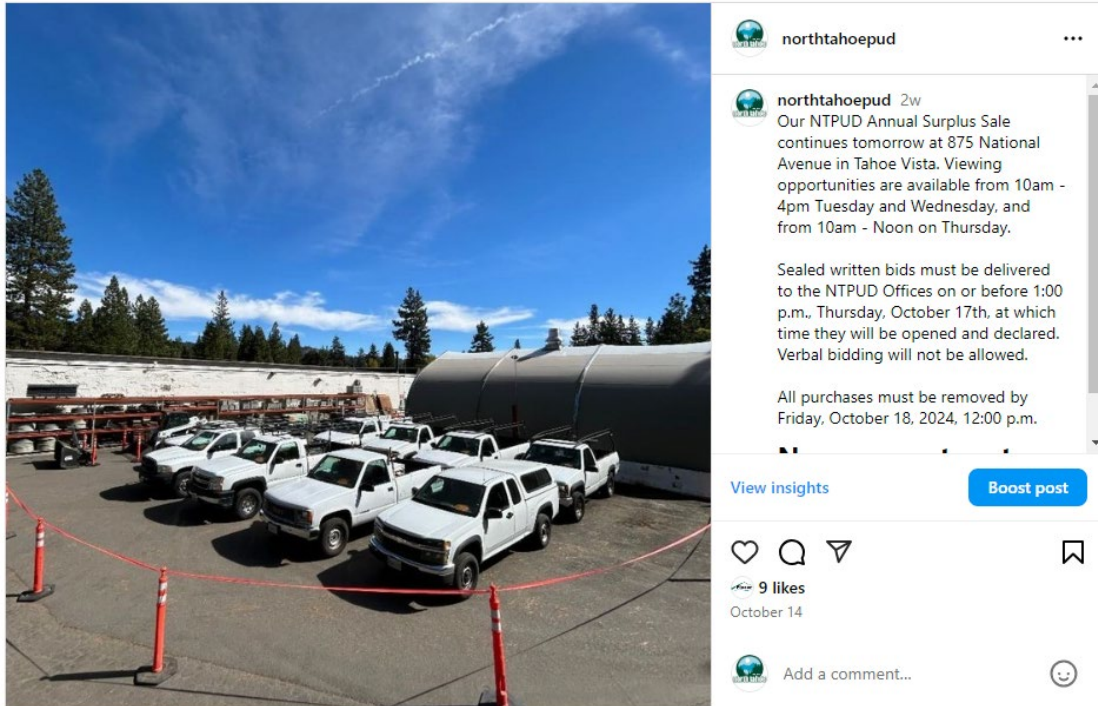
497

Interactions ⓘ

6

Link clicks ⓘ

--





North Tahoe Event Center – October Social Media Content

Overview

Reach ⓘ	Impressions ⓘ	Interactions ⓘ
283	350	21



northtahoeevents • Following
North Tahoe Event Center

northtahoeevents 4w

5 Things To Look for in a Lake Tahoe Winter Wedding Venue [📌](#)

1. Scenic Views



You want your venue to be situated where you'll have a stunning backdrop for your ceremony and reception, whether that's the mountains or the lake.

2. Indoor and Outdoor Options

Versatile spaces allow you to adapt to the weather while still enjoying the beauty of the season.


3. Easy Accessibility

You'll also want to think about transportation and parking, which can be challenging if a snowstorm comes ..




19 likes

October 2



Add a comment...



Helpful tips to **AVOID FROZEN PIPES** this winter



PREPARE FOR THE COLD SEASON



Check all sprinklers and outdoor irrigation systems. Make sure everything is turned off and drained properly.



Eliminate sources of cold air near water lines. Close or cover foundation vents.



Insulate pipes or faucets located in unheated and exposed areas of the house.

PLAN FOR WHEN TEMPERATURES WILL DROP BELOW FREEZING



If you leave town for an extended period, shut off the water and winterize your home.



If you rent your home, **make sure renters can access shut off valves** and are prepared for emergencies.



If pipes run through cabinets or vanities, open the doors to let warmer room air flow in.

IF YOUR PIPES DO FREEZE



Shut off the water first!
Call NTPUD (530) 546-4212 if you don't know how or where.



Thaw the pipes with warm air, using a hair dryer or space heater.



Turn the water on slowly, open all faucets, and check for leaks and cracks.

***Don't wait for an emergency during snow and ice conditions!
Get prepared and learn more at ntpud.org/winterization***

Will your Tahoe home be unoccupied at any point this winter?

During the winter months, **several million gallons of water is lost due to the frozen and broken pipes.**

Without proper winterization, the pipes in your unoccupied home could freeze, burst, and cause damage to your home.

SIMPLE STEPS TO PLAN AHEAD



Know where your water shut off valve is and use it if you leave town for an extended period.



Ensure that your water shut off value is accessible in the winter. Develop a plan to maintain access to it during heavy snow and ice conditions.

SHARE YOUR VISION FOR SECLINE BEACH

COMPARTE TU VISIÓN DE SECLINE BEACH

COMMUNITY OPEN HOUSE

Tuesday, October 15
4:30 - 6:30 pm
North Tahoe Event Center

Help us understand how you use Secline Beach and what improvements could be made to improve your experience.

COMMUNITY SURVEY

Scan the code to take
our survey online.



PUERTA ABIERTA COMUNITARIA

Martes 15 de octubre
16:30 - 18:30 h
Centro de eventos North Tahoe

Ayúdenos a comprender cómo utiliza
Secline Beach y qué mejoras se podrían
realizar para mejorar su experiencia.

ENCUESTA COMUNITARIA

Escanee el código para realizar
nuestra encuesta en línea.



www.ntpud.org/secline-beach

Share Your Vision for the Future of Secline Beach

The North Tahoe Public Utility District (NTPUD) is working in collaboration with the California Tahoe Conservancy and Placer County to create a shared community-driven vision for possible enhancements to Secline Beach. This planning project is funded by the North Tahoe Community Alliance TBID/TOT Dollars at Work Program.

Comparta su visión sobre el futuro de Secline Beach

El Distrito de Servicios Públicos de North Tahoe (NTPUD) está trabajando en colaboración con California Tahoe Conservancy y el condado de Placer para crear una visión comunitaria compartida para posibles mejoras en Secline Beach. Este proyecto de planificación está financiado por el programa TBID/TOT Dollars at Work de North Tahoe Community Alliance.



PO Box 139
Tahoe Vista, CA 96148

COMMUNITY OPEN HOUSE - TUESDAY, OCTOBER 15th

*Stop by to share your vision and
learn more about the project.*

*4:30 - 6:30 pm
North Tahoe Event Center*



NORTH TAHOE PUBLIC UTILITY DISTRICT

DATE: November 12, 2024

ITEM: H-3a

FROM: Finance Department

SUBJECT: Draft Financial Reports through September 30, 2024

DISCUSSION:

The following draft financial reports provide the revenue and expense status of the North Tahoe Public Utility District as of the month ending September 30, 2024. This report represents 3/12 or 25% of the fiscal year.

- **All Funds:** At the end of September, the District's Revenues exceeded Expenses by \$928,307. This represents Net Income of \$628,825 over Budget year-to-date (YTD). Operating Revenues are above budget by \$65,517 or 2%. The District as a whole, is (\$571,059) or (11.6%) under Budget for expenses at month end, primarily due to Other Operating Expenses being under budget by (\$296,639) and Outside Services/Contractual be under by (\$189,199). Salaries and Employee benefits are also less than budget YTD largely due to open positions offsetting higher than budgeted overtime. Capital projects and purchases in the amount of \$4,498,802 have been initiated YTD.
- **All Wastewater Funds:** This report includes the Wastewater Operations Fund, the Wastewater Reserve Fund, and the Wastewater System Replacement Fund. At the end of September, the Wastewater Expenses exceeded Revenues by (\$368,850). Operating Revenues for the month are ahead of Budget due to connection fees collected. Operating Expenses are (\$183,295) or (15.8%) under Budget at month end, largely due to Outside Services/Contractual, Salaries and Employee Benefits. Combined this results in a YTD performance of \$183,595 better than Budget.

The Wastewater Fund has expended \$131,089 and encumbered an additional \$172,786 for CIP through September 30, 2024. See Capital Outlay page.

- **All Water Funds:** This report includes the Water Operations Fund, the Water Reserve Fund, and the Water System Replacement Fund. At the end of September, the Water Revenues exceeded Expenses by \$733,959. Operating Revenues for the month are over budget by \$46,584 largely due to connection fees collected offsetting lower consumption than budgeted. Operating Expenses for the month are under budget by (\$139,648) or (11.9%) mainly due to Other Operating Expenses, Salaries and Employee Benefits. Combined this results in a YTD performance of \$248,415 better than Budget.

The Water Fund has expended \$1,724,755 and encumbered an additional \$1,083,532 for CIP through September 30, 2024.

- **All Recreation & Parks:** This report includes the Regional Park, Recreation Programming, the TVRA Boat Ramp, the Event Center, and contractual maintenance services provided to Placer County and Kings Beach Elementary School. At the end of September, the Recreation & Parks Revenues exceeded Expenses by \$200,361. Recreation and Parks Operating Revenues are at Budget at month end. Total Expenses at month end are (\$9,421) or 1.1% below Budget.

The Recreation and Parks have expended \$132,466 and encumbered an additional \$822,525 for CIP Parks Projects through September 30, 2024. See Capital Outlay page.

- **North Tahoe Event Center (NTEC):** NTEC has a Net Loss of (\$30,557) for the month ended compared to Budget Net Loss of (\$26,652). The Net Loss outcome is (\$3,905) negative to budget.
- **Fleet:** Operating Expenses at month end are (\$52,517) under budget due to Other Operating Expenses.

Fleet has \$11,610 expenditures for CIP and encumbered \$245,780 through September 30, 2024. See Capital Outlay page.

- **General & Administrative and Base:** Operating Expenses YTD are (\$186,174) or (12.8%) below Budget, due to Outside Services and Other Operating Expenses.

Administration has expended \$85,856 for CIP and encumbered \$88,404 through September 30, 2024. See Capital Outlay page.

- **Capital Outlay:** The District has expended \$2,085,776 on Capital and encumbered an additional \$2,413,027.

ATTACHMENTS: Financial Reports for September 30, 2024

REVIEW TRACKING:

Submitted by:



Lori Pommerenck
Interim Chief Financial Officer

Approved by:



Bradley A. Johnson, P.E.
General Manager/CEO



Statement of Revenues and Expenses
For the Period Ended September 30, 2024

Income Statement	Month-To-Date				Year-To-Date				FY 2024
	Actual	Budget	Variance	% Variance	Actual	Budget	Variance	% Variance	YTD
1 Operations									
2 Operating Revenue	\$ 1,056,042	\$ 1,014,566	\$ 41,476	4.1%	\$ 3,321,770	\$ 3,263,957	\$ 57,813	1.8%	\$ 2,970,213
3 Internal Revenue	18,289	11,587	6,702	57.8%	48,566	40,862	7,704	18.9%	41,656
4 Total Operating Revenue	\$ 1,074,331	\$ 1,026,153	\$ 48,178	4.7%	\$ 3,370,336	\$ 3,304,819	\$ 65,517	2.0%	\$ 3,011,869
5									
6 Salaries and Wages	\$ (462,967)	\$ (487,311)	\$ 24,344	5.0%	\$ (1,549,868)	\$ (1,613,364)	\$ 63,496	3.9%	\$ (1,474,182)
7 Employee Benefits	(223,904)	(249,530)	25,626	10.3%	(709,566)	(761,376)	51,810	6.8%	(661,221)
8 Outside Services/Contractual	(128,130)	(187,254)	59,124	31.6%	(334,706)	(523,905)	189,199	36.1%	(318,220)
9 Utilities	(80,095)	(72,670)	(7,425)	-10.2%	(256,125)	(245,421)	(10,704)	-4.4%	(198,239)
10 Other Operating Expenses	(111,824)	(261,646)	149,822	57.3%	(403,050)	(699,689)	296,639	42.4%	(377,002)
11 Insurance	(36,583)	(36,512)	(71)	-0.2%	(109,749)	(109,536)	(213)	-0.2%	(93,666)
12 Internal Expense	(18,289)	(11,587)	(6,702)	-57.8%	(48,566)	(40,862)	(7,704)	-18.9%	(39,628)
13 Debt Service	(2,118)	(2,118)	-	0.0%	(7,032)	(7,707)	675	8.8%	(9,717)
14 Depreciation	(311,436)	(306,055)	(5,381)	-1.8%	(930,304)	(918,165)	(12,139)	-1.3%	(785,563)
15 Total Operating Expense	\$ (1,375,346)	\$ (1,614,683)	\$ 239,337	14.8%	\$ (4,348,966)	\$ (4,920,025)	\$ 571,059	11.6%	\$ (3,957,438)
16									
17 Operating Income(Loss)	\$ (301,015)	\$ (588,530)	\$ 287,515	48.9%	\$ (978,630)	\$ (1,615,206)	\$ 636,576	39.4%	\$ (945,569)
18									
19 Non-Operations									
20 Property Tax Revenue	\$ 575,000	\$ 575,000	\$ -	0.0%	\$ 1,725,000	\$ 1,725,000	\$ -	0.0%	\$ 1,575,000
21 Community Facilities District (CFD 94-1)	58,095	56,908	1,187	2.1%	174,286	170,725	3,561	2.1%	170,892
22 Grant Revenue	32,228	-	32,228	100.0%	32,228	-	32,228	100.0%	949,330
23 Interest	23,321	8,333	14,988	179.9%	73,183	25,000	48,183	192.7%	11,081
24 Other Non-Op Revenue	9,641	6,321	3,320	52.5%	23,742	18,963	4,779	25.2%	21,016
25 Capital Contribution	-	-	-	0.0%	-	-	-	0.0%	-
26 Other Non-Op Expenses	(34,368)	(8,333)	(26,035)	-312.4%	(121,502)	(25,000)	(96,502)	-386.0%	(26,709)
27 Income(Loss)	\$ 362,902	\$ 49,699	\$ 313,203	630.2%	\$ 928,307	\$ 299,482	\$ 628,825	210.0%	\$ 1,755,041
28									
29 Additional Funding Sources									
30 Allocation of Non-Operating Revenue	\$ -	\$ -	\$ -	0.0%	\$ -	\$ -	\$ -	0.0%	\$ -
31 Transfers	-	-	-	0.0%	-	-	-	0.0%	-
32 Balance	\$ 362,902	\$ 49,699	\$ 313,203	630.2%	\$ 928,307	\$ 299,482	\$ 628,825	210.0%	\$ 1,755,041
Operating Income	\$ (301,015)	\$ (588,530)	\$ 287,515	48.9%	\$ (978,630)	\$ (1,615,206)	\$ 636,576	39.4%	\$ (945,569)
Net Income(Loss)	\$ 362,902	\$ 49,699	\$ 313,203	630.2%	\$ 928,307	\$ 299,482	\$ 628,825	210.0%	\$ 1,755,041
Earnings Before Interest, Depreciation & Amortization	\$ 676,456	\$ 357,872	\$ 318,584	89.0%	\$ 1,865,643	\$ 1,225,354	\$ 640,289	52.3%	\$ 2,550,321
Operating Ratio	128%	157%	-29%	-18.6%	129%	149%	-20%	-13.3%	131%
Operating Ratio - plus Tax & CFD	81%	97%	-17%	-17.3%	83%	95%	-12%	-12.8%	83%
Debt Service Coverage Ratio	171.34	23.47	14788%	-12441%	132.01	38.86	9315%	-5429%	180.62



Actual Results For the Month Ended September 30, 2024

Income Statement	Wastewater	Water	Recreation & Parks	Fleet & Equipment	General & Administrative	Total
1 Operations						
2 Operating Revenue	\$ 418,574	\$ 494,086	\$ 140,195	\$ -	\$ 3,187	\$ 1,056,042
3 Internal Revenue	4,080	7,249	6,960	-	-	18,289
4 Total Operating Revenue	\$ 422,654	\$ 501,335	\$ 147,155	\$ -	\$ 3,187	\$ 1,074,331
5						
6 Salaries and Wages	\$ (103,494)	\$ (72,523)	\$ (99,632)	\$ (12,038)	\$ (175,281)	\$ (462,967)
7 Employee Benefits	(54,958)	(38,206)	(46,897)	(7,121)	(76,723)	(223,904)
8 Outside Services/Contractual	(450)	(29,803)	(21,589)	(95)	(76,194)	(128,130)
9 Utilities	(22,562)	(34,261)	(10,009)	(568)	(12,696)	(80,095)
10 Other Operating Expenses	(9,797)	(29,895)	(15,521)	(25,280)	(31,331)	(111,824)
11 Internal Expense	(923)	(1,151)	(7,956)	(136)	(8,123)	(18,289)
12 Debt Service	-	(2,118)	-	-	-	(2,118)
13 Insurance	(7,655)	(7,655)	(7,655)	(5,142)	(8,476)	(36,583)
14 Depreciation	(103,893)	(117,592)	(71,200)	(15,301)	(3,450)	(311,436)
15 Total Operating Expense	(303,731)	(333,203)	(280,458)	(65,682)	(392,273)	(1,375,347)
16						
17 Operating Contribution	\$ 118,923	\$ 168,133	\$ (133,303)	\$ (65,682)	\$ (389,085)	\$ (301,015)
18						
19 Allocation of Base	\$ -	\$ -	\$ -	\$ -	\$ -	\$ -
20 Allocation of Fleet	(56,665)	(53,515)	(20,415)	130,595	-	-
21 Allocation of General & Administrative	(130,023)	(142,955)	(118,021)	-	390,999	-
22 Operating Income(Loss)	\$ (67,765)	\$ (28,337)	\$ (271,739)	\$ 64,913	\$ 1,914	\$ (301,015)
23						
24 Non-Operations						
25 Property Tax Revenue	\$ -	\$ 266,667	\$ 233,333	\$ 8,333	\$ 66,667	\$ 575,000
26 Community Facilities District (CFD 94-1)	-	-	58,095	-	-	58,095
27 Grant Revenue	-	-	32,228	-	-	32,228
28 Interest	-	-	-	-	23,321	23,321
29 Other Non-Op Revenue	-	22	-	-	9,619	9,641
30 Capital Contribution	-	-	-	-	-	-
31 Other Non-Op Expenses	(24,779)	-	(581)	-	(9,008)	(34,368)
32 Income(Loss)	\$ (92,544)	\$ 238,352	\$ 51,336	\$ 73,246	\$ 92,512	\$ 362,902
33						
34 Additional Funding Sources						
35 Allocation of Non-Operating Revenue	\$ -	\$ -	\$ -	\$ -	\$ -	\$ -
36 Transfers	-	-	-	-	-	-
37 Balance	\$ (92,544)	\$ 238,352	\$ 51,336	\$ 73,246	\$ 92,512	\$ 362,902
Earnings Before Interest, Depreciation & Amortization	\$ 11,349	\$ 358,061	\$ 122,536	\$ 88,547	\$ 95,962	\$ 676,456
Operating Ratio	72%	66%	191%		12307%	Median
Operating Ratio - plus Tax & CFD	72%	43%	64%	788%	562%	54%



YTD For the Period Ended September 30, 2024

Income Statement	Wastewater	Water	Recreation & Parks	Fleet & Equipment	General & Administrative	Total
1 Operations						
2 Operating Revenue	\$ 1,262,588	\$ 1,502,926	\$ 547,638	\$ -	\$ 8,617	\$ 3,321,770
3 Internal Revenue	12,240	21,966	14,360	-	-	48,566
4 Total Operating Revenue	\$ 1,274,828	\$ 1,524,892	\$ 561,998	\$ -	\$ 8,617	\$ 3,370,336
5						
6 Salaries and Wages	\$ (343,821)	\$ (247,529)	\$ (305,571)	\$ (41,777)	\$ (611,170)	\$ (1,549,868)
7 Employee Benefits	(171,482)	(120,320)	(140,155)	(22,901)	(254,708)	(709,566)
8 Outside Services/Contractual	(4,613)	(52,986)	(57,158)	(10,632)	(209,317)	(334,706)
9 Utilities	(58,289)	(121,591)	(40,231)	(1,933)	(34,081)	(256,125)
10 Other Operating Expenses	(65,123)	(106,354)	(63,732)	(66,271)	(101,569)	(403,050)
11 Internal Expense	(2,786)	(3,453)	(24,079)	(408)	(17,840)	(48,566)
12 Debt Service	-	(7,032)	-	-	-	(7,032)
13 Insurance	(22,965)	(22,965)	(22,965)	(15,426)	(25,428)	(109,749)
14 Depreciation	(307,674)	(352,775)	(213,600)	(45,904)	(10,351)	(930,304)
15 Total Operating Expense	(976,754)	(1,035,005)	(867,491)	(205,253)	(1,264,464)	(4,348,966)
16						
17 Operating Contribution	\$ 298,075	\$ 489,887	\$ (305,492)	\$ (205,253)	\$ (1,255,847)	\$ (978,630)
18						
19 Allocation of Base	\$ -	\$ -	\$ -	\$ -	\$ -	\$ -
20 Allocation of Fleet	(111,846)	(105,628)	(40,296)	257,770	-	-
21 Allocation of General & Administrative	(452,255)	(450,471)	(367,871)	-	1,270,597	-
22 Operating Income(Loss)	\$ (266,026)	\$ (66,212)	\$ (713,659)	\$ 52,517	\$ 14,750	\$ (978,630)
23						
24 Non-Operations						
25 Property Tax Revenue	\$ -	\$ 800,000	\$ 700,000	\$ 25,000	\$ 200,000	\$ 1,725,000
26 Community Facilities District (CFD 94-1)	-	-	174,286	-	-	174,286
27 Grant Revenue	-	-	32,228	-	-	32,228
28 Interest	-	-	-	-	73,183	73,183
29 Other Non-Op Revenue	-	171	-	-	23,571	23,742
30 Capital Contribution	-	-	-	-	-	-
31 Other Non-Op Expenses	(102,824)	-	7,507	-	(26,185)	(121,502)
32 Income(Loss)	\$ (368,850)	\$ 733,959	\$ 200,362	\$ 77,517	\$ 285,320	\$ 928,307
33						
34 Additional Funding Sources						
35 Allocation of Non-Operating Revenue	\$ -	\$ -	\$ -	\$ -	\$ -	\$ -
36 Transfers	-	-	-	-	-	-
37 Balance	\$ (368,850)	\$ 733,959	\$ 200,362	\$ 77,517	\$ 285,320	\$ 928,307
Earnings Before Interest, Depreciation & Amortization	\$ (61,176)	\$ 1,093,766	\$ 413,961	\$ 123,421	\$ 295,671	\$ 1,865,643
Operating Ratio	77%	68%	154%			Median
Operating Ratio - plus Tax & CFD	77%	45%	60%			54%



Wastewater Operations
Statement of Revenues and Expenses
For the Period Ended September 30, 2024

Income Statement	Month-To-Date					Year-To-Date					Prior
	Actual	Budget	Variance	% Variance		Actual	Budget	Variance	% Variance		YTD
1 Operations											
2 Operating Revenue	\$ 418,574	\$ 415,487	\$ 3,087	0.7%		\$ 1,262,588	\$ 1,246,462	\$ 16,126	1.3%		\$ 1,125,081
3 Internal Revenue	4,080	4,080	-	0.0%		12,240	12,239	1	0.0%		11,039
4 Total Operating Revenue	\$ 422,654	\$ 419,567	\$ 3,087	0.7%		\$ 1,274,828	\$ 1,258,701	\$ 16,127	1.3%		\$ 1,136,120
5											
6 Salaries and Wages	\$ (103,494)	\$ (115,945)	\$ 12,451	10.7%		\$ (343,821)	\$ (369,434)	\$ 25,613	6.9%		\$ (286,152)
7 Employee Benefits	(54,958)	(63,909)	8,951	14.0%		(171,482)	(199,691)	28,209	14.1%		(147,400)
8 Outside Services/Contractual	(450)	(25,017)	24,567	98.2%		(4,613)	(80,000)	75,387	94.2%		(43,628)
9 Utilities	(22,562)	(18,540)	(4,022)	-21.7%		(58,289)	(56,800)	(1,489)	-2.6%		(48,126)
10 Other Operating Expenses	(9,797)	(38,690)	28,893	74.7%		(65,123)	(109,440)	44,317	40.5%		(50,996)
11 Insurance	(7,655)	(7,771)	116	1.5%		(22,965)	(23,314)	349	1.5%		(18,651)
12 Internal Expense	(923)	(926)	3	0.3%		(2,786)	(2,778)	(8)	-0.3%		(2,926)
13 Debt Service	-	-	-	0.0%		-	-	-	0.0%		-
14 Depreciation	(103,893)	(106,197)	2,304	2.2%		(307,674)	(318,591)	10,917	3.4%		(296,091)
15 Total Operating Expense	\$ (303,732)	\$ (376,995)	\$ 73,263	19.4%		\$ (976,753)	\$ (1,160,048)	\$ 183,295	15.8%		\$ (893,970)
16											
17 Operating Contribution	\$ 118,922	\$ 42,572	\$ 76,350	179.3%		\$ 298,075	\$ 98,653	\$ 199,422	202.1%		\$ 242,150
18											
19 Allocation of Base	\$ -	\$ -	\$ -	0.0%		\$ -	\$ -	\$ -	0.0%		\$ -
20 Allocation of Fleet	(56,665)	(56,665)	-	0.0%		(111,846)	(111,846)	-	0.0%		(77,485)
21 Allocation of General & Administrative	(130,023)	(162,499)	32,476	20.0%		(452,255)	(541,252)	88,997	16.4%		-
22 Operating Income(Loss)	\$ (67,766)	\$ (176,592)	\$ 108,826	61.6%		\$ (266,026)	\$ (554,445)	\$ 288,419	52.0%		\$ 164,665
23											
24 Non-Operations											
25 Property Tax Revenue	\$ -	\$ -	\$ -	0.0%		\$ -	\$ -	\$ -	0.0%		\$ -
26 Community Facilities District (CFD 94-1)	-	-	-	0.0%		-	-	-	0.0%		-
27 Grant Revenue	-	-	-	0.0%		-	-	-	0.0%		-
28 Interest	-	-	-	0.0%		-	-	-	0.0%		-
29 Other Non-Op Revenue	-	-	-	0.0%		-	-	-	0.0%		-
30 Capital Contribution	-	-	-	0.0%		-	-	-	0.0%		-
31 Other Non-Op Expenses	(24,779)	-	(24,779)	-100.0%		(102,824)	-	(102,824)	-100.0%		-
32 Income(Loss)	\$ (92,545)	\$ (176,592)	\$ 84,047	47.6%		\$ (368,850)	\$ (554,445)	\$ 185,595	33.5%		\$ 164,665
33											
34 Additional Funding Sources											
35 Allocation of Non-Operating Revenue	\$ -	\$ -	\$ -	0.0%		\$ -	\$ -	\$ -	0.0%		\$ -
36 Transfers	-	-	-	0.0%		-	-	-	0.0%		-
37 Balance	\$ (92,545)	\$ (176,592)	\$ 84,047	47.6%		\$ (368,850)	\$ (554,445)	\$ 185,595	33.5%		\$ 164,665
Earnings Before Interest, Depreciation & Amortization	\$ 11,348	\$ (70,395)	\$ 81,743	116.1%		\$ (61,176)	\$ (235,854)	\$ 174,678	74.1%		\$ 460,756
Operating Ratio	72%	90%	-18%	-20.0%		77%	92%	-16%	-16.9%		79%
Operating Ratio - plus Tax & CFD	72%	90%	-18%	-20.0%		77%	92%	-16%	-16.9%		79%



Statement of Revenues and Expenses
For the Period Ended September 30, 2024

Income Statement	Month-To-Date				Year-To-Date				Prior
	Actual	Budget	Variance	% Variance	Actual	Budget	Variance	% Variance	YTD
1 Operations									
2 Operating Revenue	\$ 494,086	\$ 476,888	\$ 17,198	3.6%	\$ 1,502,926	\$ 1,462,836	\$ 40,090	2.7%	\$ 1,245,973
3 Internal Revenue	7,249	5,157	2,092	40.6%	21,966	15,472	6,494	42.0%	18,089
4 Total Operating Revenue	\$ 501,335	\$ 482,045	\$ 19,290	4.0%	\$ 1,524,892	\$ 1,478,308	\$ 46,584	3.2%	\$ 1,264,062
5									
6 Salaries and Wages	\$ (72,523)	\$ (84,697)	\$ 12,174	14.4%	\$ (247,529)	\$ (271,794)	\$ 24,265	8.9%	\$ (268,833)
7 Employee Benefits	(38,206)	(45,659)	7,453	16.3%	(120,320)	(142,666)	22,346	15.7%	(137,310)
8 Outside Services/Contractual	(29,803)	(53,253)	23,450	44.0%	(52,986)	(89,717)	36,731	40.9%	(42,833)
9 Utilities	(34,261)	(35,605)	1,344	3.8%	(121,591)	(119,315)	(2,276)	-1.9%	(92,998)
10 Other Operating Expenses	(29,895)	(60,493)	30,598	50.6%	(106,354)	(196,890)	90,536	46.0%	(144,767)
11 Insurance	(7,655)	(7,771)	116	1.5%	(22,965)	(23,314)	349	1.5%	(18,651)
12 Internal Expense	(1,151)	(1,151)	-	0.0%	(3,453)	(3,453)	-	0.0%	(4,366)
13 Debt Service	(2,118)	(2,118)	-	0.0%	(7,032)	(7,707)	675	8.8%	(9,717)
14 Depreciation	(117,592)	(106,599)	(10,993)	-10.3%	(352,775)	(319,797)	(32,978)	-10.3%	(286,037)
15 Total Operating Expense	\$ (333,204)	\$ (397,346)	\$ 64,142	16.1%	\$ (1,035,005)	\$ (1,174,653)	\$ 139,648	11.9%	\$ (1,005,512)
16									
17 Operating Contribution	\$ 168,131	\$ 84,699	\$ 83,432	98.5%	\$ 489,887	\$ 303,655	\$ 186,232	61.3%	\$ 258,550
18									
19 Allocation of Base	\$ -	\$ -	\$ -	0.0%	\$ -	\$ -	\$ -	0.0%	\$ -
20 Allocation of Fleet	(53,515)	(53,515)	-	0.0%	(105,628)	(105,628)	-	0.0%	(72,870)
21 Allocation of General & Administrative	(142,955)	(153,862)	10,907	7.1%	(450,471)	(512,483)	62,012	12.1%	-
22 Operating Income(Loss)	\$ (28,339)	\$ (122,678)	\$ 94,339	76.9%	\$ (66,212)	\$ (314,456)	\$ 248,244	78.9%	\$ 185,680
23									
24 Non-Operations									
25 Property Tax Revenue	\$ 266,667	\$ 266,667	\$ -	0.0%	\$ 800,000	\$ 800,000	\$ -	0.0%	\$ 425,000
26 Community Facilities District (CFD 94-1)	-	-	-	0.0%	-	-	-	0.0%	-
27 Grant Revenue	-	-	-	0.0%	-	-	-	0.0%	-
28 Interest	-	-	-	0.0%	-	-	-	0.0%	-
29 Other Non-Op Revenue	22	-	22	100.0%	171	-	171	100.0%	18,463
30 Capital Contribution	-	-	-	0.0%	-	-	-	0.0%	-
31 Other Non-Op Expenses	-	-	-	0.0%	-	-	-	0.0%	-
32 Income(Loss)	\$ 238,350	\$ 143,989	\$ 94,361	65.5%	\$ 733,959	\$ 485,544	\$ 248,415	51.2%	\$ 629,143
33									
34 Additional Funding Sources									
35 Allocation of Non-Operating Revenue	\$ -	\$ -	\$ -	0.0%	\$ -	\$ -	\$ -	0.0%	\$ -
36 Transfers	-	-	-	0.0%	-	-	-	0.0%	-
37 Balance	\$ 238,350	\$ 143,989	\$ 94,361	65.5%	\$ 733,959	\$ 485,544	\$ 248,415	51.2%	\$ 629,143
Earnings Before Interest, Depreciation & Amortization	\$ 358,060	\$ 252,706	\$ 105,354	41.7%	\$ 1,093,766	\$ 813,048	\$ 280,718	34.5%	\$ 924,897
Operating Ratio	66%	82%	-16%	-19.4%	68%	79%	-12%	-14.6%	80%
Operating Ratio - plus Tax & CFD	43%	53%	-10%	-18.2%	45%	52%	-7%	-13.7%	60%



Recreation & Parks Operations
Statement of Revenues and Expenses
For the Period Ended September 30, 2024

Income Statement	Month-To-Date				Year-To-Date				Prior
	Actual	Budget	Variance	% Variance	Actual	Budget	Variance	% Variance	YTD
1 Operations									
2 Operating Revenue	\$ 140,195	\$ 119,691	\$ 20,504	17.1%	\$ 547,638	\$ 547,159	\$ 479	0.1%	\$ 578,969
3 Internal Revenue	6,960	2,350	4,610	196.2%	14,360	13,150	1,210	9.2%	10,501
4 Total Operating Revenue	\$ 147,155	\$ 122,041	\$ 25,114	20.6%	\$ 561,998	\$ 560,309	\$ 1,689	0.3%	\$ 589,470
5									
6 Salaries and Wages	\$ (99,632)	\$ (89,124)	\$ (10,508)	-11.8%	\$ (305,571)	\$ (290,858)	\$ (14,713)	-5.1%	\$ (284,849)
7 Employee Benefits	(46,897)	(46,593)	(304)	-0.7%	(140,155)	(145,586)	5,431	3.7%	(138,340)
8 Outside Services/Contractual	(21,589)	(20,125)	(1,464)	-7.3%	(57,158)	(64,545)	7,387	11.4%	(53,934)
9 Utilities	(10,009)	(8,428)	(1,581)	-18.8%	(40,231)	(36,345)	(3,886)	-10.7%	(28,157)
10 Other Operating Expenses	(15,521)	(27,250)	11,729	43.0%	(63,732)	(90,330)	26,598	29.4%	(52,263)
11 Insurance	(7,655)	(7,771)	116	1.5%	(22,965)	(23,314)	349	1.5%	(18,981)
12 Internal Expense	(7,956)	(5,875)	(2,081)	-35.4%	(24,079)	(17,626)	(6,453)	-36.6%	(19,219)
13 Debt Service	-	-	-	0.0%	-	-	-	0.0%	-
14 Depreciation	(71,200)	(69,436)	(1,764)	-2.5%	(213,600)	(208,308)	(5,292)	-2.5%	(165,762)
15 Total Operating Expense	\$ (280,459)	\$ (274,602)	\$ (5,857)	-2.1%	\$ (867,491)	\$ (876,912)	\$ 9,421	1.1%	\$ (761,505)
16									
17 Operating Contribution	\$ (133,304)	\$ (152,561)	\$ 19,257	12.6%	\$ (305,493)	\$ (316,603)	\$ 11,110	3.5%	\$ (172,035)
18									
19 Allocation of Base	\$ -	\$ -	\$ -	0.0%	\$ -	\$ -	\$ -	0.0%	\$ -
20 Allocation of Fleet	(20,415)	(20,415)	-	0.0%	(40,296)	(40,296)	-	0.0%	(27,463)
21 Allocation of General & Administrative	(118,021)	(122,584)	4,563	3.7%	(367,871)	(408,304)	40,433	9.9%	-
22 Operating Income(Loss)	\$ (271,740)	\$ (295,560)	\$ 23,820	8.1%	\$ (713,660)	\$ (765,203)	\$ 51,543	6.7%	\$ (199,498)
23									
24 Non-Operations									
25 Property Tax Revenue	\$ 233,333	\$ 233,333	\$ -	0.0%	\$ 700,000	\$ 700,000	\$ -	0.0%	\$ 662,500
26 Community Facilities District (CFD 94-1)	58,095	56,908	1,187	2.1%	174,286	170,725	3,561	2.1%	170,892
27 Grant Revenue	32,228	-	32,228	100.0%	32,228	-	32,228	100.0%	949,330
28 Interest	-	-	-	0.0%	-	-	-	0.0%	-
29 Other Non-Op Revenue	-	-	-	0.0%	-	-	-	0.0%	-
30 Capital Contribution	-	-	-	0.0%	-	-	-	0.0%	-
31 Other Non-Op Expenses	(581)	-	(581)	-100.0%	7,507	-	7,507	100.0%	(1,709)
32 Income(Loss)	\$ 51,335	\$ (5,319)	\$ 56,654	1065.1%	\$ 200,361	\$ 105,522	\$ 94,839	89.9%	\$ 1,581,515
33									
34 Additional Funding Sources									
35 Allocation of Non-Operating Revenue	\$ -	\$ -	\$ -	0.0%	\$ -	\$ -	\$ -	0.0%	\$ -
36 Transfers	-	-	-	0.0%	-	-	-	0.0%	-
37 Balance	\$ 51,335	\$ (5,319)	\$ 56,654	1065.1%	\$ 200,361	\$ 105,522	\$ 94,839	89.9%	\$ 1,581,515
Earnings Before Interest, Depreciation & Amortization	\$ 122,535	\$ 64,117	\$ 58,418	91.1%	\$ 413,961	\$ 313,830	\$ 100,131	31.9%	\$ 1,747,277
Operating Ratio	191%	225%	-34%	-15.3%	154%	157%	-2%	-1.4%	129%
Operating Ratio - plus Tax & CFD	64%	67%	-3%	-4.0%	60%	61%	-1%	-1.4%	54%



Division 51-5100
Department Recreation & Parks
Event Center Operations

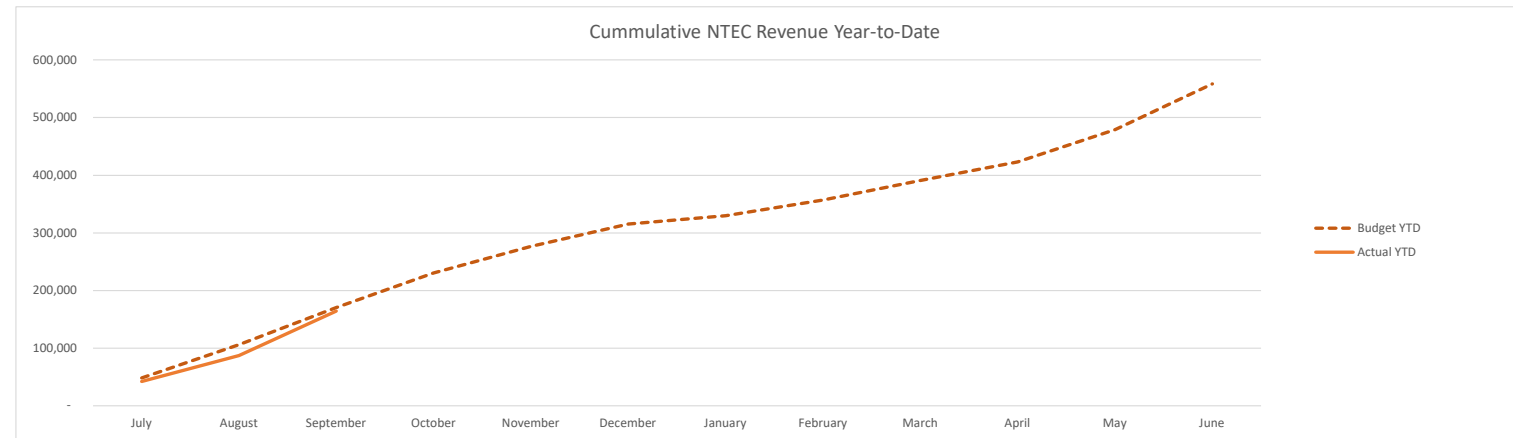
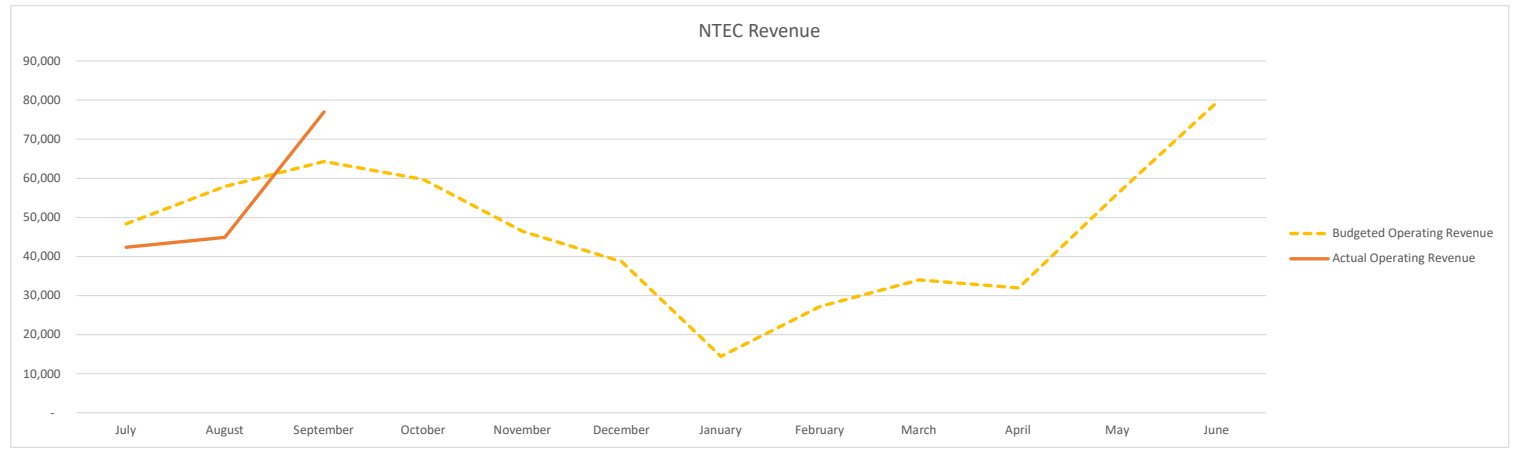
Statement of Revenues and Expenses
For the Period Ended September 30, 2024

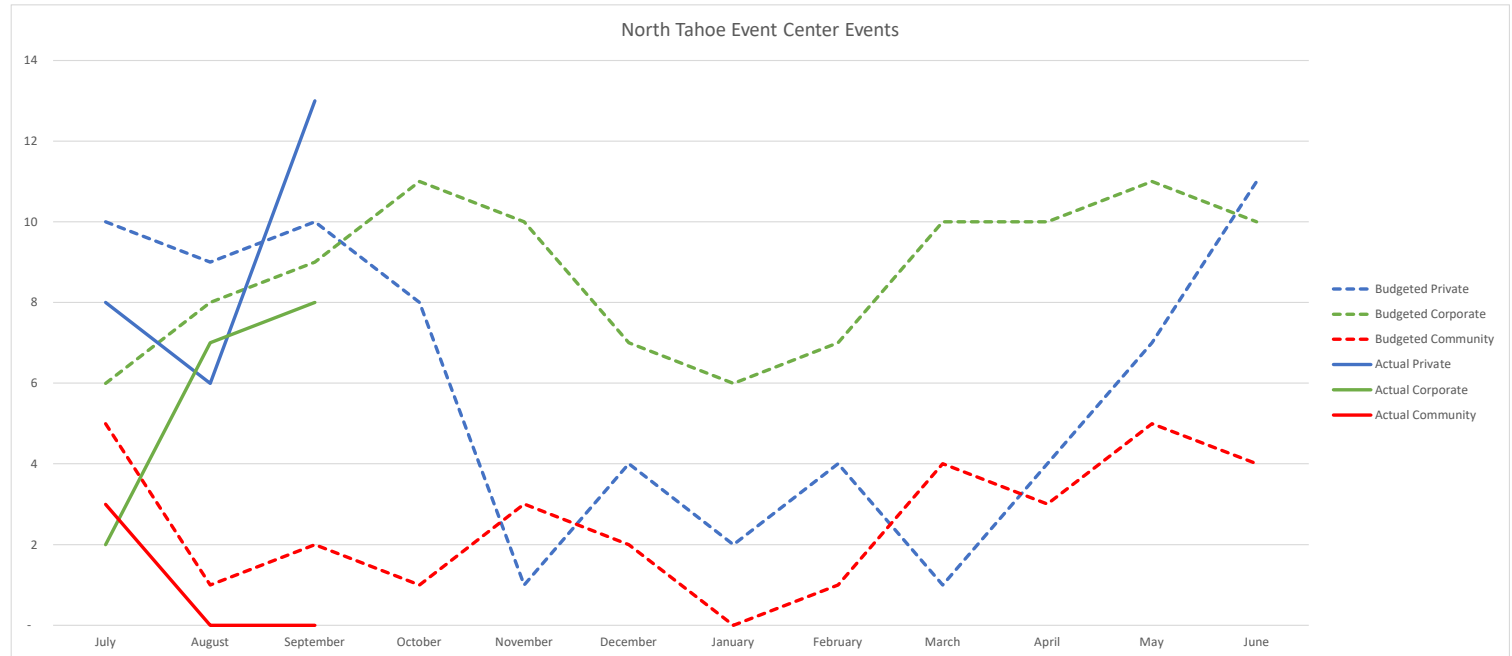
Income Statement	Month-To-Date				Year-To-Date				Prior
	Actual	Budget	Variance	% Variance	Actual	Budget	Variance	% Variance	YTD
1 Operations									
2 Operating Revenue	\$ 69,164	\$ 61,941	\$ 7,223	11.7%	\$ 148,601	\$ 157,409	\$ (8,808)	-5.6%	\$ 156,542
3 Internal Revenue	6,960	2,350	4,610	196.2%	14,360	13,150	1,210	9.2%	10,501
4 Total Operating Revenue	\$ 76,124	\$ 64,291	\$ 11,833	18.4%	\$ 162,961	\$ 170,559	\$ (7,598)	-4.5%	\$ 167,043
5									
6 Salaries and Wages	\$ (32,541)	\$ (28,456)	\$ (4,085)	-14.4%	\$ (90,833)	\$ (92,750)	\$ 1,917	2.1%	\$ (100,791)
7 Employee Benefits	(15,835)	(16,036)	201	1.3%	(43,225)	(50,108)	6,883	13.7%	(47,529)
8 Outside Services/Contractual	(654)	(625)	(29)	-4.6%	(1,189)	(1,795)	606	33.8%	(864)
9 Utilities	(4,562)	(4,024)	(538)	-13.4%	(19,859)	(17,052)	(2,807)	-16.5%	(15,845)
10 Other Operating Expenses	(4,813)	(9,850)	5,037	51.1%	(32,822)	(29,970)	(2,852)	-9.5%	(26,773)
11 Insurance	-	-	-	0.0%	-	-	-	0.0%	-
12 Internal Expense	(1,870)	(1,845)	(25)	-1.4%	(5,590)	(5,536)	(54)	-1.0%	(5,285)
13 Debt Service	-	-	-	0.0%	-	-	-	0.0%	-
14 Depreciation	-	-	-	0.0%	-	-	-	0.0%	-
15 Total Operating Expense	\$ (60,275)	\$ (60,836)	\$ 561	0.9%	\$ (193,518)	\$ (197,211)	\$ 3,693	1.9%	\$ (197,087)
16									
17 Operating Contribution	\$ 15,849	\$ 3,455	\$ 12,394	358.7%	\$ (30,557)	\$ (26,652)	\$ (3,905)	-14.7%	\$ (30,044)
18									
19 Allocation of Base	\$ -	\$ -	\$ -	0.0%	\$ -	\$ -	\$ -	0.0%	\$ -
20 Allocation of Fleet	-	-	-	0.0%	-	-	-	0.0%	-
21 Allocation of General & Administrative	-	-	-	0.0%	-	-	-	0.0%	-
22 Operating Income(Loss)	\$ 15,849	\$ 3,455	\$ 12,394	358.7%	\$ (30,557)	\$ (26,652)	\$ (3,905)	-14.7%	\$ (30,044)
23									
24 Non-Operations	-	-	-						
25 Property Tax Revenue	\$ -	\$ -	\$ -	0.0%	\$ -	\$ -	\$ -	0.0%	\$ -
26 Community Facilities District (CFD 94-1)	-	-	-	0.0%	-	-	-	0.0%	-
27 Grant Revenue	-	-	-	0.0%	-	-	-	0.0%	-
28 Interest	-	-	-	0.0%	-	-	-	0.0%	-
29 Other Non-Op Revenue	-	-	-	0.0%	-	-	-	0.0%	-
30 Capital Contribution	-	-	-	0.0%	-	-	-	0.0%	-
31 Other Non-Op Expenses	-	-	-	0.0%	-	-	-	0.0%	-
32 Income(Loss)	\$ 15,849	\$ 3,455	\$ 12,394	358.7%	\$ (30,557)	\$ (26,652)	\$ (3,905)	-14.7%	\$ (30,044)
33									
34 Additional Funding Sources									
35 Allocation of Non-Operating Revenue	\$ -	\$ -	\$ -	0.0%	\$ -	\$ -	\$ -	0.0%	\$ -
36 Transfers	-	-	-	0.0%	-	-	-	0.0%	-
37 Balance	\$ 15,849	\$ 3,455	\$ 12,394	358.7%	\$ (30,557)	\$ (26,652)	\$ (3,905)	-14.7%	\$ (30,044)

North Tahoe Event Center

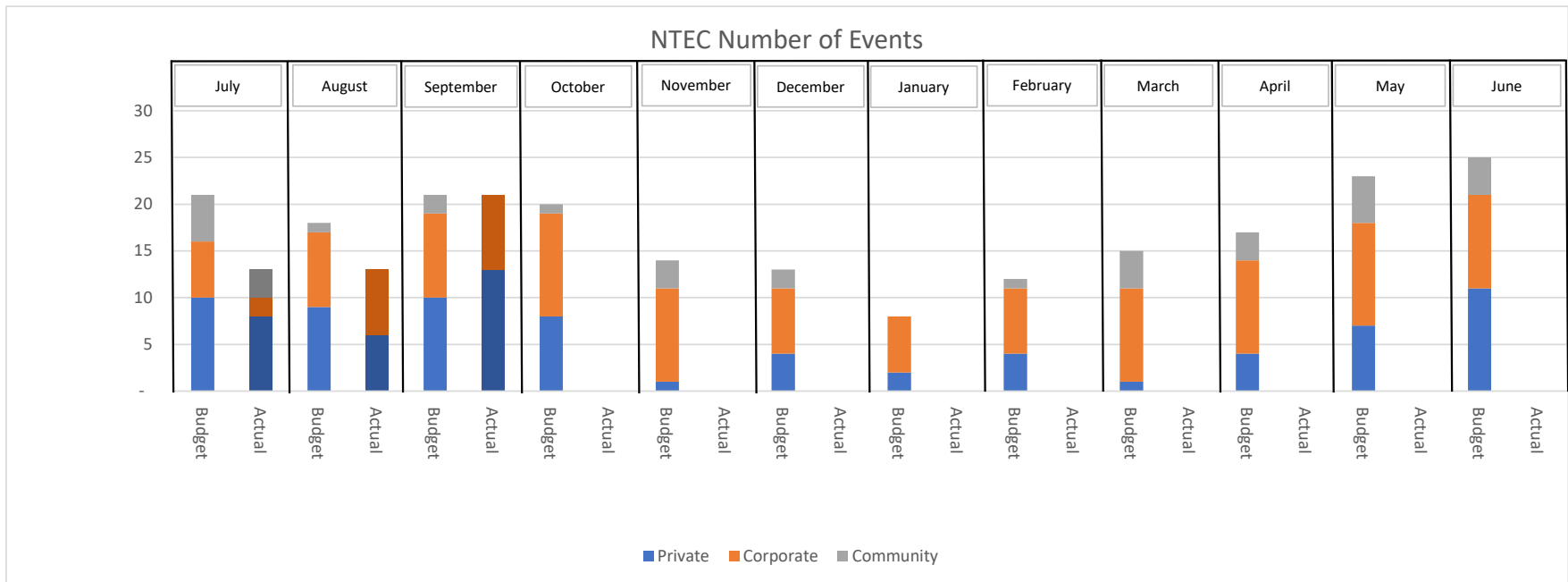
FY 2024-25

	July	August	September	October	November	December	January	February	March	April	May	June	Total
Revenue													
Private	31,555	34,935	38,871	31,341	14,558	16,942	2,302	13,316	7,288	9,631	22,603	42,161	265,503
Corporate	6,970	15,902	11,907	23,206	27,004	17,948	11,262	10,348	20,189	14,804	22,789	22,774	205,103
Community	3,150	1,106	2,213	1,106	2,656	1,771	-	885	3,542	2,656	4,427	4,426	27,938
Budgeted Total Room Rent	41,675	51,943	52,991	55,653	44,218	36,661	13,564	24,549	31,019	27,091	49,819	69,361	498,544
Program Revenue	-	-	-	-	-	-	-	-	-	-	-	-	-
Ancillary Revenue	6,700	5,950	11,300	4,100	2,200	2,050	900	2,700	2,950	4,850	6,300	10,000	60,000
Budgeted Operating Revenue	48,375	57,893	64,291	59,753	46,418	38,711	14,464	27,249	33,969	31,941	56,119	79,361	558,544
Private	29,585	22,435	55,880	-	-	-	-	-	-	-	-	-	107,900
Corporate	5,000	8,618	10,026	-	-	-	-	-	-	-	-	-	23,644
Community	-	-	-	-	-	-	-	-	-	-	-	-	-
Actual Total Room Rent	34,585	31,053	65,906	-	-	-	-	-	-	-	-	-	131,544
Program Revenue	-	-	-	-	-	-	-	-	-	-	-	-	-
Ancillary Revenue	7,754	13,876	11,098	-	-	-	-	-	-	-	-	-	32,728
Actual Operating Revenue	42,339	44,929	77,004	-	-	-	-	-	-	-	-	-	164,272
Variance to Budget	(6,036)	(12,964)	12,713	(59,753)	(46,418)	(38,711)	(14,464)	(27,249)	(33,969)	(31,941)	(56,119)	(79,361)	(394,272)
# Events													
Budgeted Private	10	9	10	8	1	4	2	4	1	4	7	11	71
Budgeted Corporate	6	8	9	11	10	7	6	7	10	10	11	10	105
Budgeted Community	5	1	2	1	3	2	-	1	4	3	5	4	31
	21	18	21	20	14	13	8	12	15	17	23	25	207
Actual Private	8	6	13	-	-	-	-	-	-	-	-	-	27
Actual Corporate	2	7	8	-	-	-	-	-	-	-	-	-	17
Actual Community	3	-	-	-	-	-	-	-	-	-	-	-	3
	13	13	21	-	-	-	-	-	-	-	-	-	47





* Program & Recreation events reporting to be forthcoming





Fleet & Equipment Support
Statement of Revenues and Expenses
For the Period Ended September 30, 2024

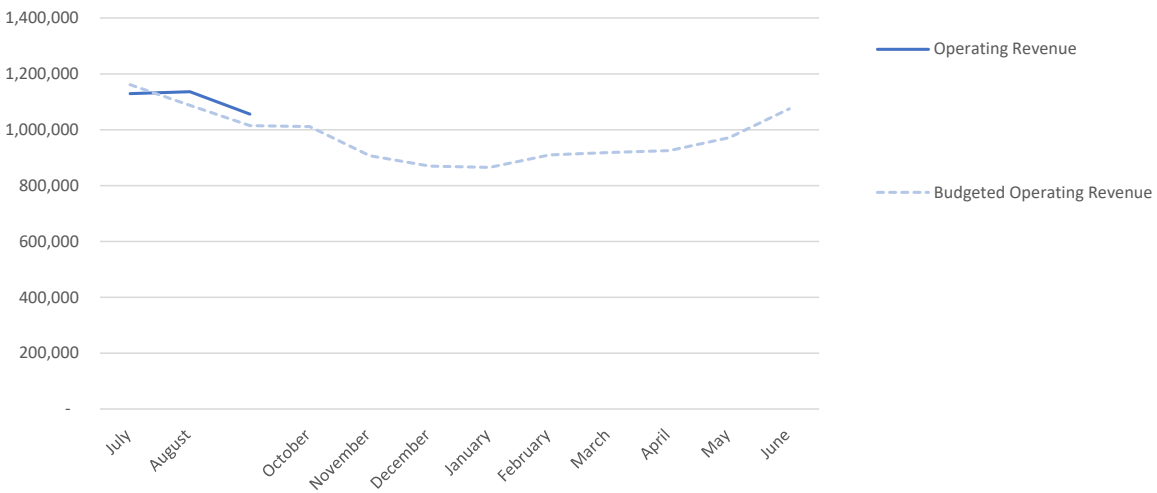
Income Statement	Month-To-Date				Year-To-Date				Prior
	Actual	Budget	Variance	% Variance	Actual	Budget	Variance	% Variance	YTD
1 Operations									
2 Operating Revenue	\$ -	\$ -	\$ -	0.0%	\$ -	\$ -	\$ -	0.0%	\$ -
3 Internal Revenue	-	-	-	0.0%	-	-	-	0.0%	-
4 Total Operating Revenue	\$ -	\$ -	\$ -	0.0%	\$ -	\$ -	\$ -	0.0%	\$ -
5									
6 Salaries and Wages	\$ (12,038)	\$ (12,476)	\$ 438	3.5%	\$ (41,777)	\$ (39,797)	\$ (1,980)	-5.0%	\$ (33,810)
7 Employee Benefits	(7,121)	(7,737)	616	8.0%	(22,901)	(24,177)	1,276	5.3%	(18,620)
8 Outside Services/Contractual	(95)	(1,350)	1,255	93.0%	(10,632)	(3,950)	(6,682)	-169.2%	(205)
9 Utilities	(568)	(900)	332	36.9%	(1,933)	(2,700)	767	28.4%	(2,018)
10 Other Operating Expenses	(25,280)	(84,000)	58,720	69.9%	(66,271)	(114,750)	48,479	42.2%	(41,187)
11 Insurance	(5,142)	(4,676)	(466)	-10.0%	(15,426)	(14,028)	(1,398)	-10.0%	(16,308)
12 Internal Expense	(136)	(140)	4	2.9%	(408)	(419)	11	2.6%	(425)
13 Debt Service	-	-	-	0.0%	-	-	-	0.0%	-
14 Depreciation	(15,301)	(19,316)	4,015	20.8%	(45,904)	(57,948)	12,044	20.8%	(28,096)
15 Total Operating Expense	\$ (65,681)	\$ (130,595)	\$ 64,914	49.7%	\$ (205,252)	\$ (257,769)	\$ 52,517	20.4%	\$ (140,669)
16									
17 Operating Contribution	\$ (65,681)	\$ (130,595)	\$ 64,914	49.7%	\$ (205,252)	\$ (257,769)	\$ 52,517	20.4%	\$ (140,669)
18									
19 Allocation of Base	\$ -	\$ -	\$ -	0.0%	\$ -	\$ -	\$ -	0.0%	\$ -
20 Allocation of Fleet	130,595	130,595	-	0.0%	257,770	257,770	-	0.0%	177,818
21 Allocation of General & Administrative	-	-	-	0.0%	-	-	-	0.0%	-
22 Operating Income(Loss)	\$ 64,914	\$ -	\$ 64,914	100.0%	\$ 52,518	\$ 1	\$ 52,517	5251700.0%	\$ 37,149
23									
24 Non-Operations									
25 Property Tax Revenue	\$ 8,333	\$ 8,333	\$ -	0.0%	\$ 25,000	\$ 25,000	\$ -	0.0%	\$ 106,250
26 Community Facilities District (CFD 94-1)	-	-	-	0.0%	-	-	-	0.0%	-
27 Grant Revenue	-	-	-	0.0%	-	-	-	0.0%	-
28 Interest	-	-	-	0.0%	-	-	-	0.0%	-
29 Other Non-Op Revenue	-	-	-	0.0%	-	-	-	0.0%	-
30 Capital Contribution	-	-	-	0.0%	-	-	-	0.0%	-
31 Other Non-Op Expenses	-	-	-	0.0%	-	-	-	0.0%	-
32 Income(Loss)	\$ 73,247	\$ 8,333	\$ 64,914	779.0%	\$ 77,518	\$ 25,001	\$ 52,517	210.1%	\$ 143,399
33									
34 Additional Funding Sources									
35 Allocation of Non-Operating Revenue	\$ -	\$ -	\$ -	0.0%	\$ -	\$ -	\$ -	0.0%	\$ -
36 Transfers	-	-	-	0.0%	-	-	-	0.0%	-
37 Balance	\$ 73,247	\$ 8,333	\$ 64,914	779.0%	\$ 77,518	\$ 25,001	\$ 52,517	210.1%	\$ 143,399
Earnings Before Interest, Depreciation & Amortization	\$ 88,548	\$ 27,649	\$ 60,899	220.3%	\$ 123,422	\$ 82,949	\$ 40,473	48.8%	\$ 171,495



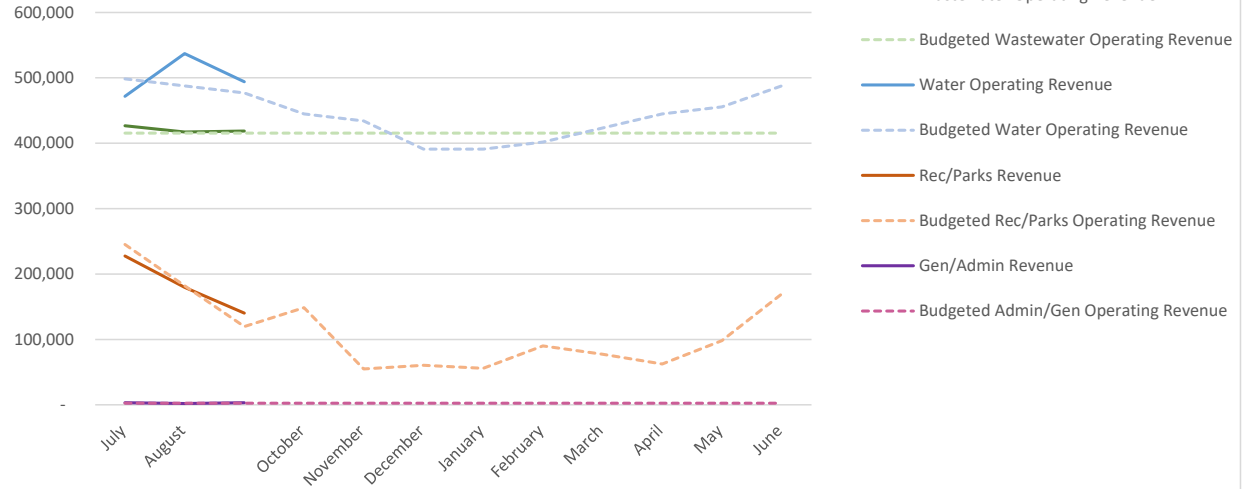
General & Administrative Support
Statement of Revenues and Expenses
For the Period Ended September 30, 2024

Income Statement	Month-To-Date				Year-To-Date				Prior
	Actual	Budget	Variance	% Variance	Actual	Budget	Variance	% Variance	YTD
1 Operations									
2 Operating Revenue	\$ 3,187	\$ 2,500	\$ 687	27.5%	\$ 8,617	\$ 7,500	\$ 1,117	14.9%	\$ 22,218
3 Internal Revenue	-	-	-	0.0%	-	-	-	0.0%	-
4 Total Operating Revenue	\$ 3,187	\$ 2,500	\$ 687	27.5%	\$ 8,617	\$ 7,500	\$ 1,117	14.9%	\$ 22,218
5									
6 Salaries and Wages	\$ (175,281)	\$ (185,069)	\$ 9,788	5.3%	\$ (611,170)	\$ (641,480)	\$ 30,310	4.7%	\$ (600,538)
7 Employee Benefits	(76,723)	(85,632)	8,909	10.4%	(254,708)	(249,256)	(5,452)	-2.2%	(219,551)
8 Outside Services/Contractual	(76,194)	(87,510)	11,316	12.9%	(209,317)	(285,693)	76,376	26.7%	(177,620)
9 Utilities	(12,696)	(9,197)	(3,499)	-38.0%	(34,081)	(30,261)	(3,820)	-12.6%	(26,940)
10 Other Operating Expenses	(31,331)	(51,213)	19,882	38.8%	(101,569)	(188,279)	86,710	46.1%	(87,789)
11 Insurance	(8,476)	(8,521)	45	0.5%	(25,428)	(25,564)	136	0.5%	(21,075)
12 Internal Expense	(8,123)	(3,495)	(4,628)	-132.4%	(17,840)	(16,584)	(1,256)	-7.6%	(12,692)
13 Debt Service	-	-	-	0.0%	-	-	-	0.0%	-
14 Depreciation	(3,450)	(4,507)	1,057	23.5%	(10,351)	(13,521)	3,170	23.4%	(9,578)
15 Total Operating Expense	\$ (392,274)	\$ (435,144)	\$ 42,870	9.9%	\$ (1,264,464)	\$ (1,450,638)	\$ 186,174	12.8%	\$ (1,155,783)
16									
17 Operating Contribution	\$ (389,087)	\$ (432,644)	\$ 43,557	10.1%	\$ (1,255,847)	\$ (1,443,138)	\$ 187,291	13.0%	\$ (1,133,565)
18									
19 Allocation of Base	\$ -	\$ -	\$ -	0.0%	\$ -	\$ -	\$ -	0.0%	\$ -
20 Allocation of Fleet	-	-	-	0.0%	-	-	-	0.0%	-
21 Allocation of General & Administrative	390,999	438,945	(47,946)	-10.9%	1,270,597	1,462,039	(191,442)	-13.1%	-
22 Operating Income(Loss)	\$ 1,912	\$ 6,301	\$ (4,389)	-69.7%	\$ 14,750	\$ 18,901	\$ (4,151)	-22.0%	\$ (1,133,565)
23									
24 Non-Operations									
25 Property Tax Revenue	\$ 66,667	\$ 66,667	\$ -	0.0%	\$ 200,000	\$ 200,000	\$ -	0.0%	\$ 381,250
26 Community Facilities District (CFD 94-1)	-	-	-	0.0%	-	-	-	0.0%	-
27 Grant Revenue	-	-	-	0.0%	-	-	-	0.0%	-
28 Interest	23,321	8,333	14,988	179.9%	73,183	25,000	48,183	192.7%	11,081
29 Other Non-Op Revenue	9,619	6,321	3,298	52.2%	23,571	18,963	4,608	24.3%	2,553
30 Capital Contribution	-	-	-	0.0%	-	-	-	0.0%	-
31 Other Non-Op Expenses	(9,008)	(8,333)	(675)	-8.1%	(26,185)	(25,000)	(1,185)	-4.7%	(25,000)
32 Income(Loss)	\$ 92,511	\$ 79,289	\$ 13,222	16.7%	\$ 285,319	\$ 237,864	\$ 47,455	20.0%	\$ (763,681)
33									
34 Additional Funding Sources									
35 Allocation of Non-Operating Revenue	\$ -	\$ -	\$ -	0.0%	\$ -	\$ -	\$ -	0.0%	\$ -
36 Transfers	-	-	-	0.0%	-	-	-	0.0%	-
37 Balance	\$ 92,511	\$ 79,289	\$ 13,222	16.7%	\$ 285,319	\$ 237,864	\$ 47,455	20.0%	\$ (763,681)
Earnings Before Interest, Depreciation & Amortization	\$ 95,961	\$ 83,796	\$ 12,165	14.5%	\$ 295,670	\$ 251,385	\$ 44,285	17.6%	\$ (754,103)

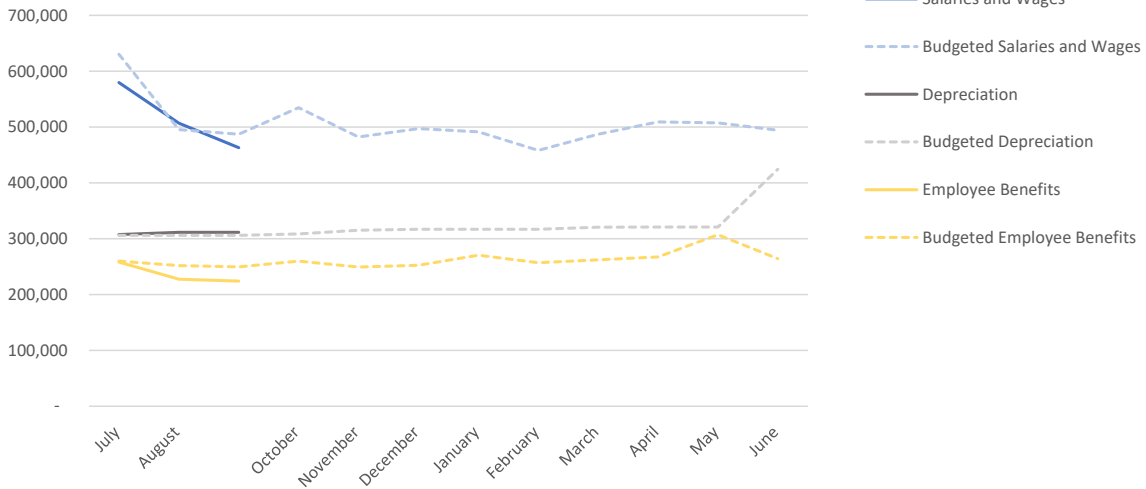
Operating Revenues Year to Date



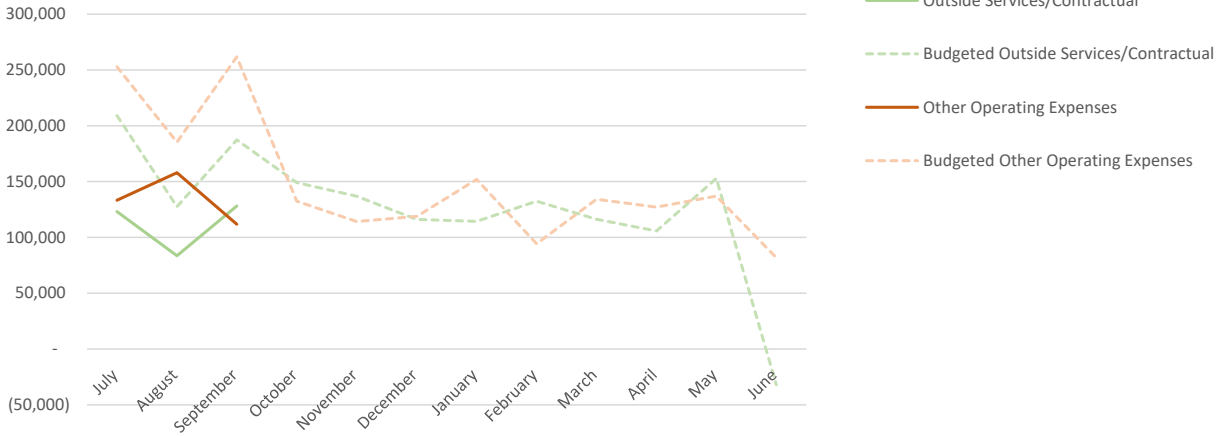
Enterprise Operating Revenues Year to Date



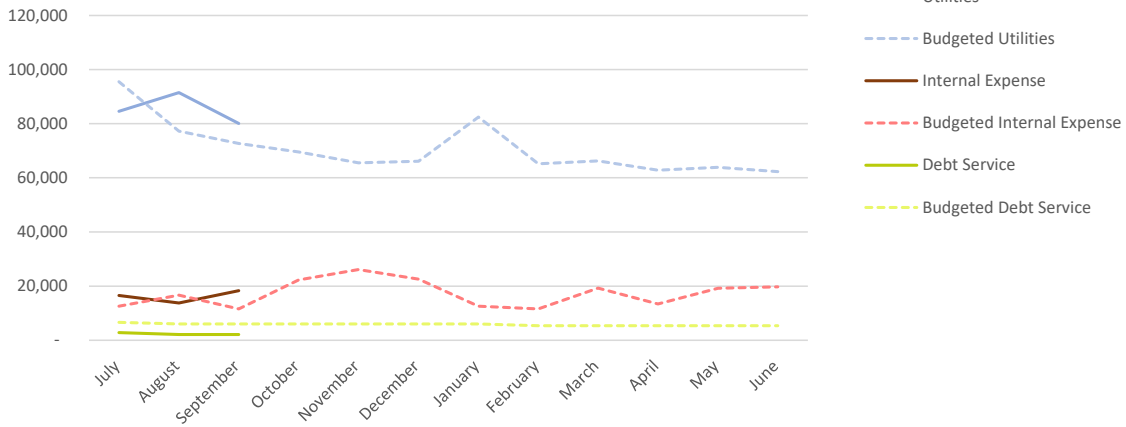
Expenses Year to Date



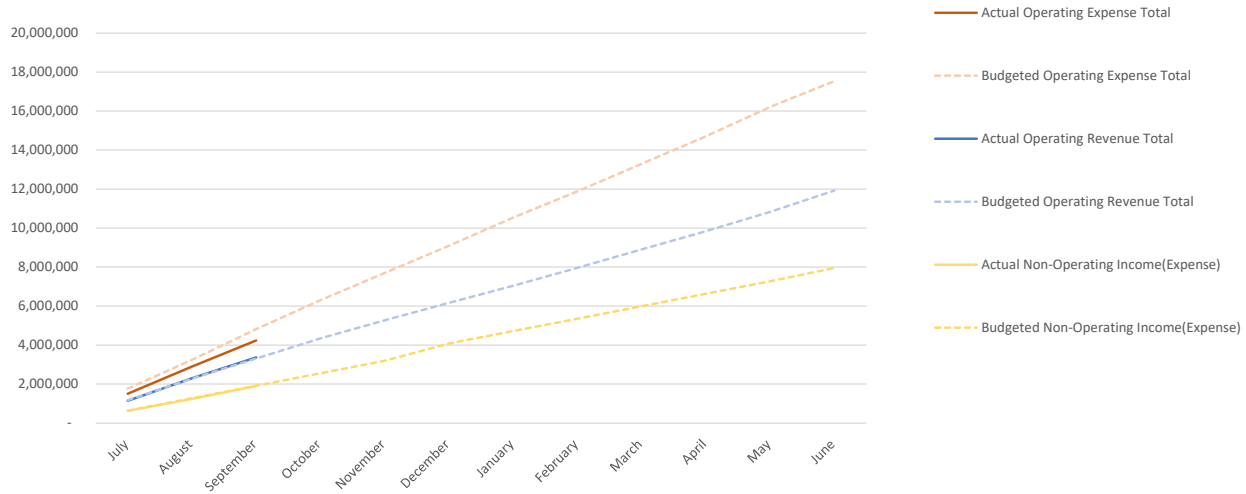
Expenses Year to Date



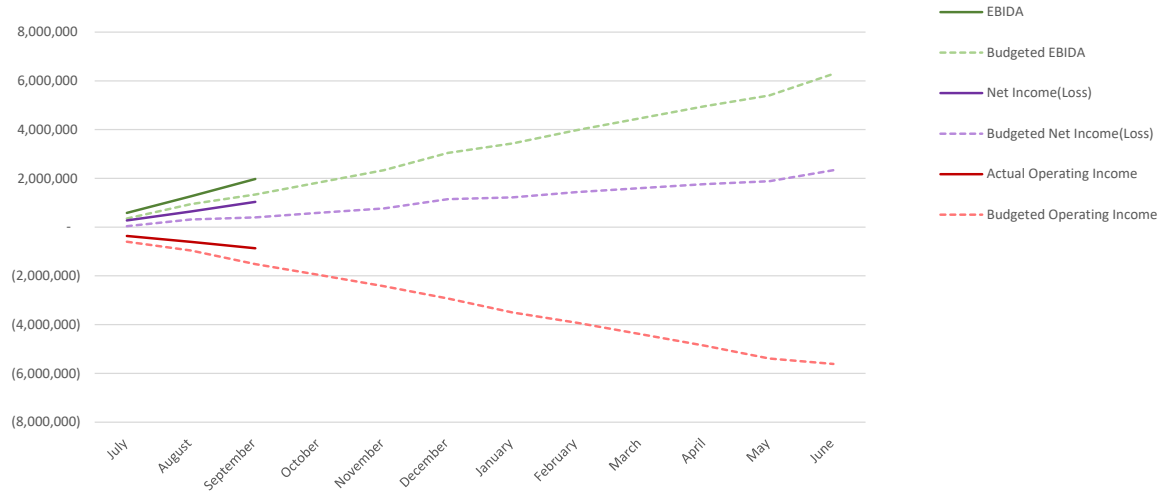
Expenses Year to Date



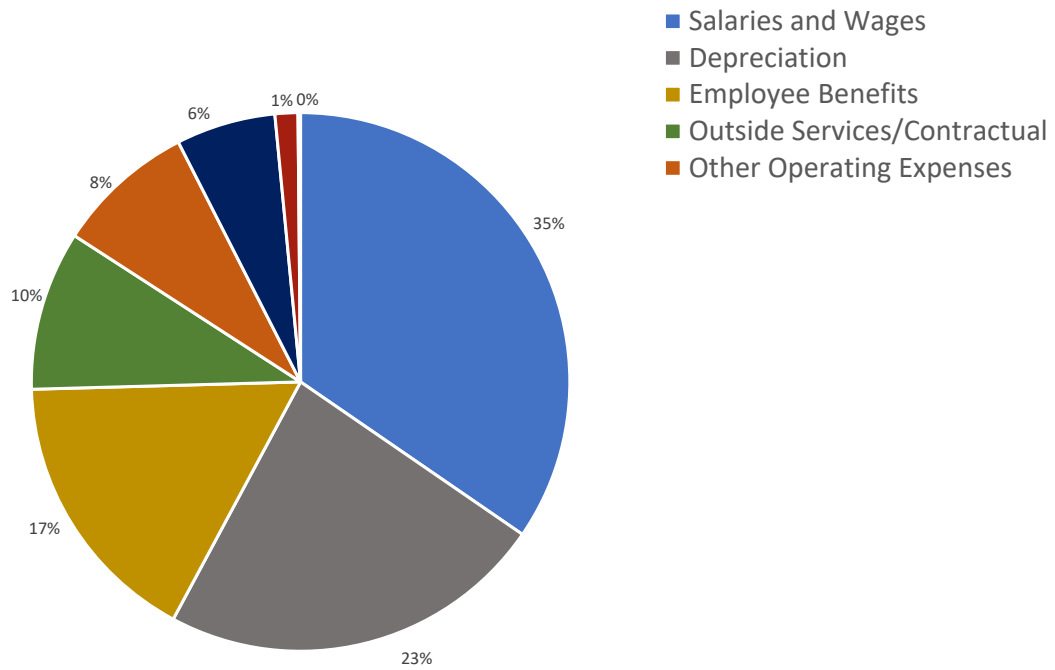
Revenues & Expenses Year to Date



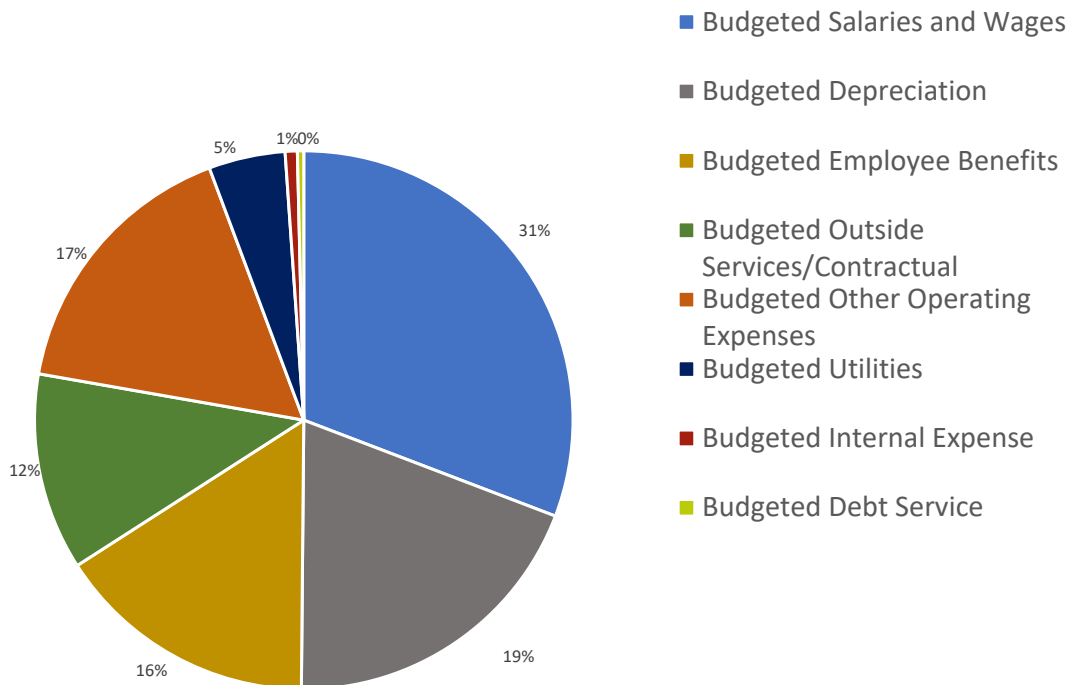
Income & EBIDA Year to Date



Actual September



Budgeted September



Capital Outlay

Projects In Process

For the Period Ended September 30, 2024

Projects In Process													
For the Period Ended September 30, 2024													
Project Number	Project Description	2025 Adopted Budget	Prior Year Open Project Rollforward	Budget Adjustment	Total Available Budget	Year To Date			Return to Reserves	C = Complete	G = Grant Funded	Grant Amount	Grant Funding
						Actual	Encumbered	(Over) Under Budget					
Administration & Base													
2501-0000	Base Administration Building Improvements	\$ 25,000	\$ -	\$ -	25,000	\$ 936	\$ -	\$ 24,064					
2151-0000	Master Plan: Corporation Yard Layout *	-	184,683	-	184,683	42,403	60,539	81,741					
2415-0000	Server and Network Equipment Replacement*	-	24,255	-	24,255	4,965	2,045	17,245					
2515-0000	Server and Network Equipment Replacement	50,000	-	-	50,000	299	-	49,701					
2403-0000	Administration Building Roof Improvements **	-	17,012	-	17,012	3,361	25,820	(12,169)					
2405-0000	Base Facility Detention Pond Fencing*	-	15,686	-	15,686	31,129	-	(15,443)	(15,443)	C			
2503-0000	Administration Building Roof Improvements	250,000	-	-	250,000	-	-	250,000					
2505-0000	Base Area Site Improvements	10,000	-	-	10,000	416	-	9,584					
2502-0000	Accounting Department Furniture	20,000	-	-	20,000	2,347	-	17,653					
Total Administration Purchases		\$ 355,000	\$ 241,636	\$ -	\$ 596,636	\$ 85,856	\$ 88,404	\$ 422,377	\$ (15,443)			\$ -	
Fleet													
2430-0000	Truck: 3/4 ton 2500HD 4x4 GMC Sierra (qty 4 left to deliver)*	\$ -	\$ 320,711	\$ -	\$ 320,711	\$ -	\$ 245,780	\$ 74,931					
2520-0000	Portable Water Pump	60,000	-	-	60,000	-	-	60,000					
2521-0000	Compact Loader	180,000	-	-	180,000	-	-	180,000					
2522-0000	MultiHog Attachments	15,000	-	-	15,000	11,610	-	3,390					
Total Fleet Purchases		\$ 255,000	\$ 320,711	\$ -	\$ 575,711	\$ 11,610	\$ 245,780	\$ 318,321	\$ -			\$ -	
Wastewater													
Packaged Satellite Sewer Pump Station Improvements Project													
2244-0000	S-1, S-2, N-2, D-2, D-5, S-3*	\$ -	\$ 36,033	\$ -	\$ 36,033	\$ 49,312	-	\$ (13,279)	(13,279)	C			
2540-0000	Lower Lateral CIPP Rehabilitation	70,000	-	-	70,000	617	-	69,383					
2441-0000	Sewer Force Main Improvements*	-	25,000	-	25,000	-	12,916	12,084					
2541-0000	Sewer Force Main Improvements	70,000	-	-	70,000	-	-	70,000					
2542-0000	Lower Lateral Replacement	70,000	-	-	70,000	-	-	70,000					
2543-0000	Sewer Collection System Improvements	70,000	-	-	70,000	-	-	70,000					
Sewage Export System Inspection/Analysis													
2445-0000	Predesign/Construction **	100,000	143,562	-	243,562	4,321	111,030	128,211					
2446-0000	Satellite PS Rehabilitation Design*	-	81,132	-	81,132	55,970	48,840	(23,678)					
2549-0000	SCADA Infrastructure Improvements	25,000	-	-	25,000	7,995	-	17,005					
2552-0000	Sewage Pump Station Improvements	60,000	-	-	60,000	-	-	60,000					
2550-0021	Pavement Maintenance - Slurry Seal - Wastewater	20,500	-	-	20,500	12,875	-	7,626					
2547-0000	Satellite PS Improvements Project - 3 Stations Phase 1	100,000	-	-	100,000	-	-	100,000					
2548-0000	State Route 28 Adjust Structures - Wastewater	65,000	-	-	65,000	-	-	65,000					
Total Wastewater Purchases		\$ 650,500	\$ 285,727	\$ -	\$ 936,227	\$ 131,089	\$ 172,786	\$ 632,352	\$ (13,279)			\$ -	
Water													
2361-0000	Brockway Drinking Water and Fire Protection Infrastructure*	\$ 2,600,000	\$ 192,426	\$ -	\$ 2,792,426	\$ 1,369,750	\$ 784,325	\$ 638,351			G	743,568	27%
National Ave Water Treatment Plant Equipment End-of-Life Replacement **													
2464-0000	Replacement **	125,000	141,986	-	266,986	45,048	194,456	27,482					
2465-0000	Trout Fire Protection Water Infrastructure**	25,000	-	-	25,000	13,416	-	11,584					
2570-0000	Water PS Mechanical and Electrical Improvements	70,000	-	-	70,000	22,447	-	47,553					
2571-0000	Water Facility Improvements	70,000	-	-	70,000	-	-	70,000					
2550-0031	Pavement Maintenance - Slurry Seal - Water	25,000	-	-	25,000	3,929	-	21,071					
2562-0000	Smart Metering Infrastructure Improvements**	60,000	-	-	60,000	24,715	-	35,285					
2472-0000	Carnelian Woods Booster Station 2 Pump*	-	(7,851)	-	(7,851)	25,740	16,660	(50,251)					
CW Service Lateral/Meter Repl and Brook Fox TP Water Service- Phase II													
2560-0000	Service- Phase II	325,000	-	-	325,000	219,711	88,092	17,198					
Total Water Purchases		\$ 3,300,000	\$ 326,561	\$ -	\$ 3,626,561	\$ 1,724,755	\$ 1,083,532	\$ 818,274	\$ -			\$ 743,568	

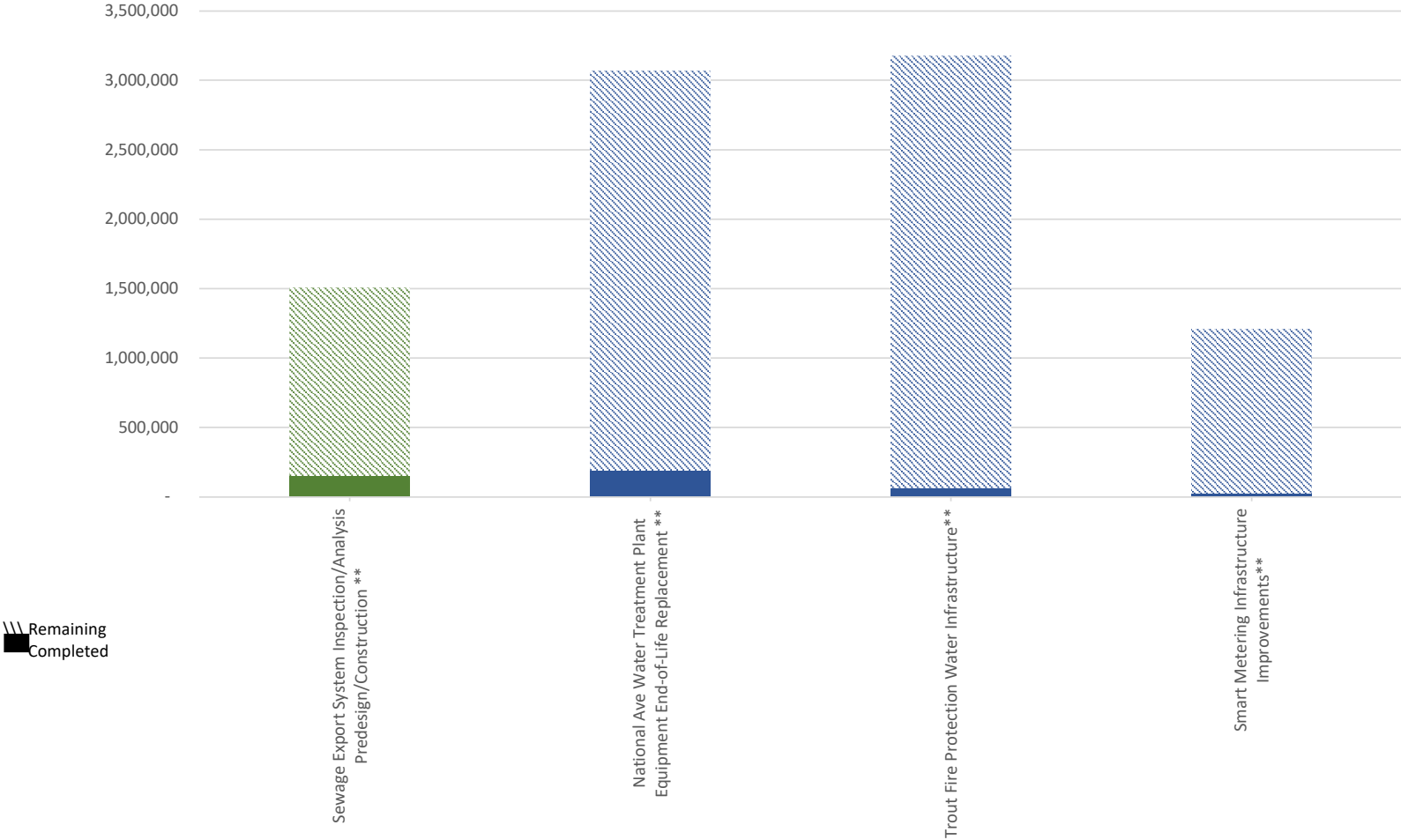
Capital Outlay

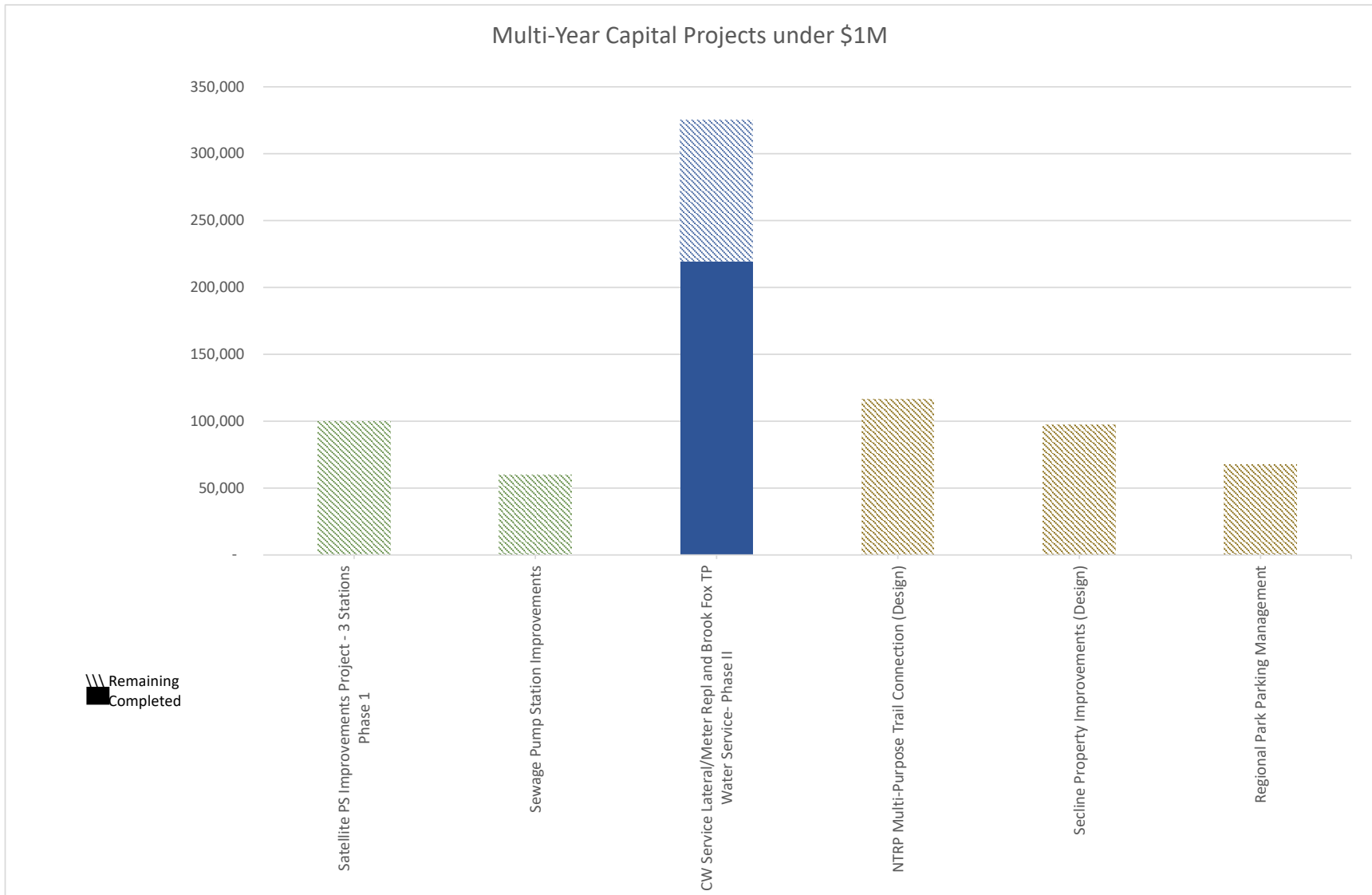
Projects In Process

For the Period Ended September 30, 2024

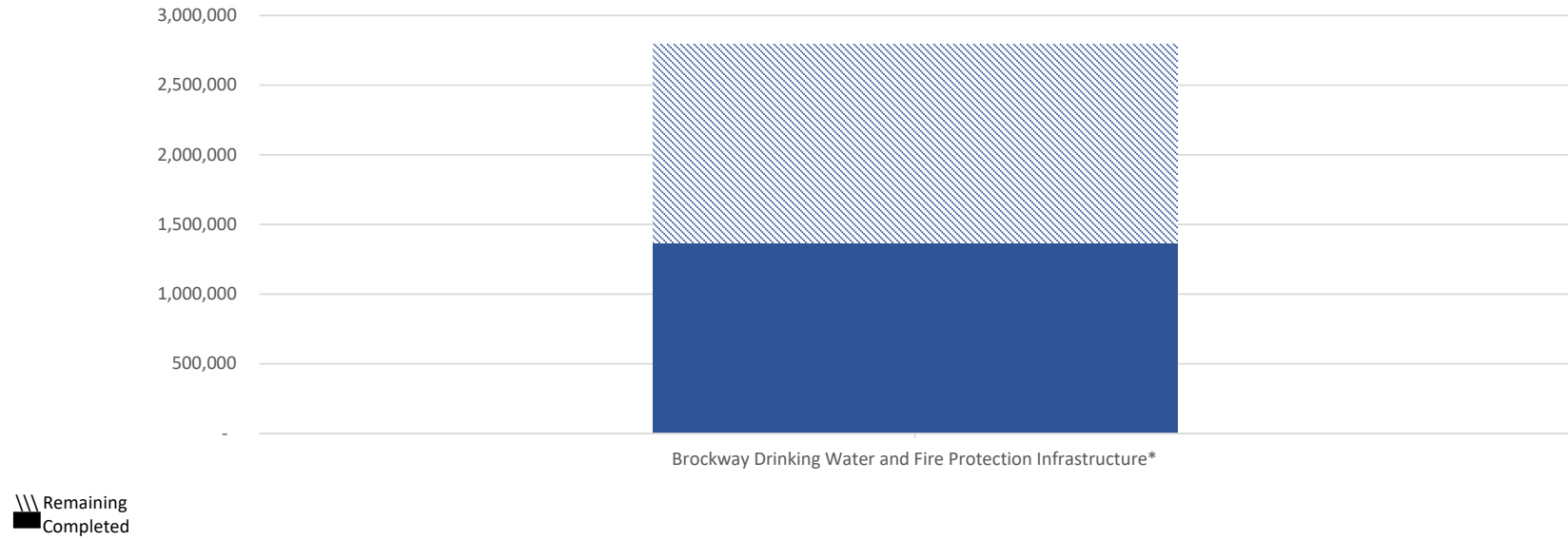
Projects In Process													
For the Period Ended September 30, 2024													
Project Number	Project Description	2025 Adopted Budget	Prior Year Open Project Rollforward	Budget Adjustment	Total Available Budget	Year To Date			Return to Reserves	C = Complete	G = Grant Funded	Grant Amount	Grant Funding
						Actual	Encumbered	(Over) Under Budget					
	Recreation and Parks												
2481-0000	Joint Needs Analysis - NTPUD/TCPUD Phase III *	\$ -	\$ 58,037	\$ -	\$ 58,037	\$ 1,424	\$ 3,178	\$ 53,435			#		
2040-PLC	Wayfinding and Destination Signage Project	140,000	-	-	140,000	-	16,897	123,103			G	69,894	50%
2284-0000	NTEC Architectural Planning Study *	-	21,986	-	21,986	-	-	21,986					
2486-0000	Pickleball Plaza Improvements *	300,000	(17,103)		282,897	-	4,478	278,419					
2192-0000	NTEC Emergency Generator *	160,000	228,068	-	388,068	16,240	382,107	(10,279)			G	154,379	40%
2590-0000	NTEC - Furnishings, Fixtures and Building Improvements	50,000	-	-	50,000	3,053	-	46,947					
2482-0000	Park Facility Improvements*	-	(40,243)	-	(40,243)	5,375	-	(45,618)	(45,618)		C		
2582-0000	Park Facility Improvements	80,000	-	-	80,000	15,754	-	64,246					
2550-0043	Pavement Maintenance - Slurry Seal - Parks	60,000	-	-	60,000	29,610	-	30,390					
2484-0000	NTRP Multi-Purpose Trail Connection (Design)	150,000	-	-	150,000	33,784	92,572	23,644			G	83,349	56%
2580-0000	Secline Property Improvements (Design)	120,000	-	-	120,000	22,715	278,768	(181,482)			G	80,000	67%
2581-0000	Regional Park Parking Management	70,000	-	-	70,000	2,431	44,525	23,044					
2591-0000	NTEC - Bathroom Remodel (Design)	50,000	-	-	50,000	2,080	-	47,920					
	Total Recreation and Parks Purchases	\$ 1,180,000	\$ 250,745	\$ -	\$ 1,430,745	\$ 132,466	\$ 822,525	\$ 475,754	\$ (45,618)			\$ 387,621	
*	Project carry-over from Prior Year												
**	Multi-year encumbrance - on 5 year CIP												
#	Non-grant cost reimbursement												
	Administration & Base	\$ 355,000	\$ 241,636	\$ -	\$ 596,636	\$ 85,856	\$ 88,404	\$ 422,377	\$ (15,443)			\$ -	
	Fleet	255,000	320,711	-	575,711	11,610	245,780	318,321	-			-	
	Wastewater	650,500	285,727	-	936,227	131,089	172,786	632,352	(13,279)			-	
	Water	3,300,000	326,561	-	3,626,561	1,724,755	1,083,532	818,274	-			743,568	
	Recreation and Parks	1,180,000	250,745	-	1,430,745	132,466	822,525	475,754	(45,618)			387,621	
	Total Capital Expenditures	\$ 5,740,500	\$ 1,425,380	\$ -	\$ 7,165,880	\$ 2,085,776	\$ 2,413,027	\$ 2,667,078	\$ (74,340)			\$ 1,131,189	

Multi-Year Capital Projects \$1M and Above



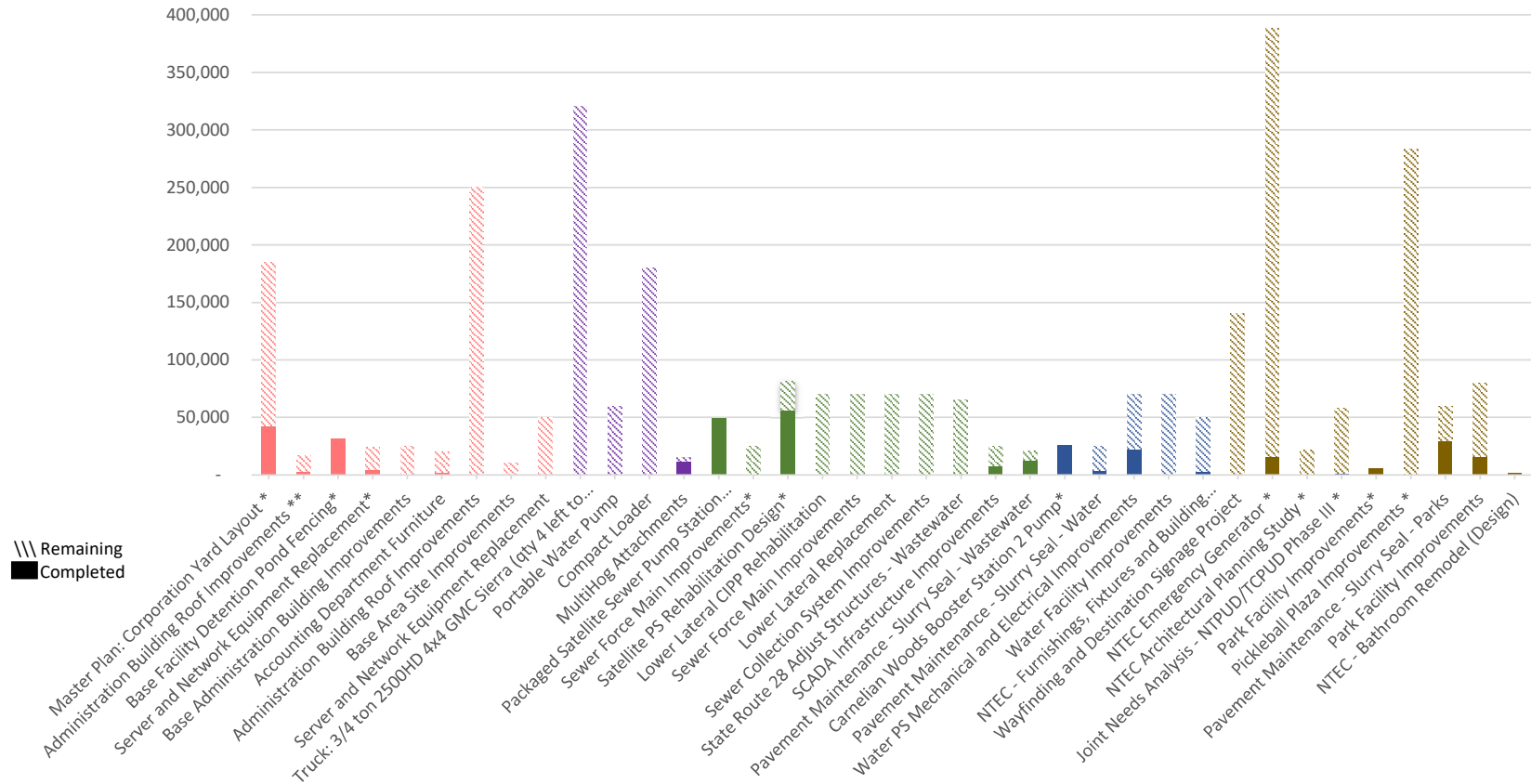


FY 24-25 Capital Projects \$500,000 and Above



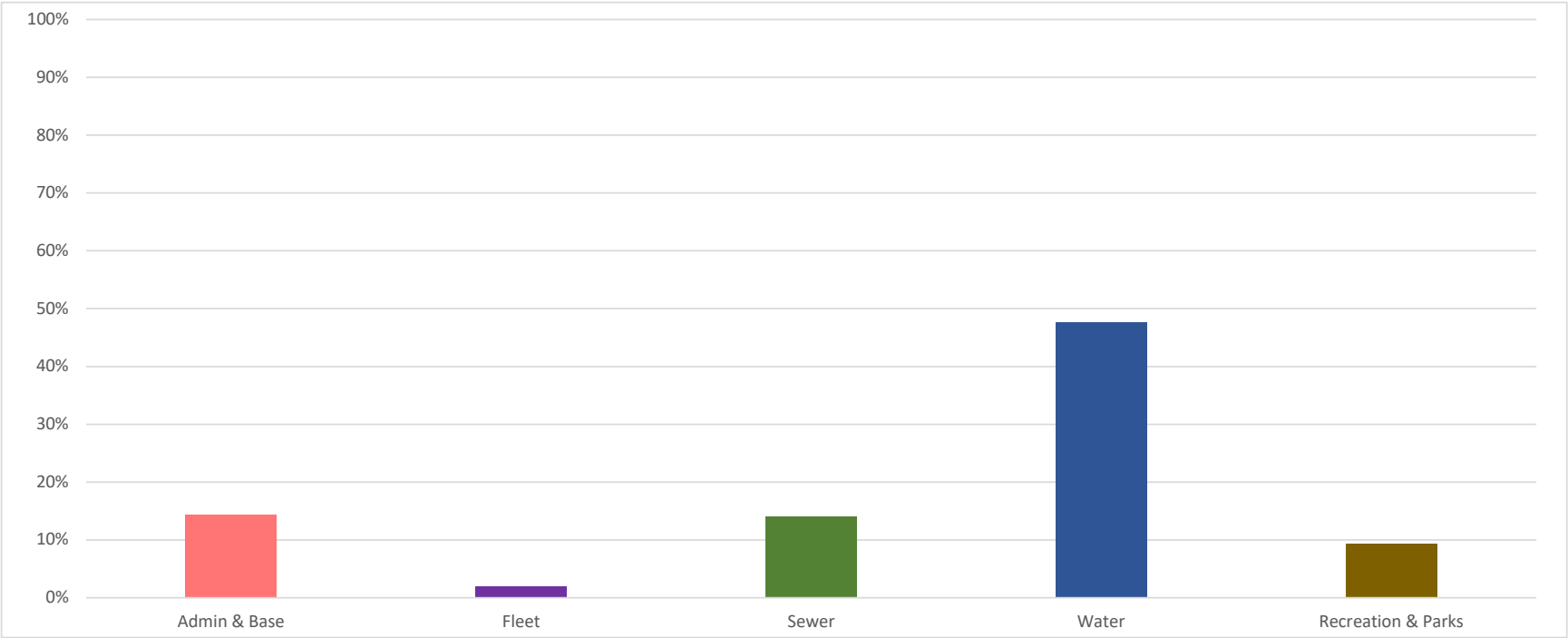
** Multi-year encumbrance

FY 24-25 Capital Projects under \$500,000



Capital Projects Expended by Enterprise as % of Current Year Budget for Enterprise

Total \$ 596,636 \$ 575,711 \$ 936,227 \$ 3,626,561 \$ 1,430,745





Consolidated Balance Sheet
For the Period Ended September 30, 2024

	Current Month		Prior Month		FYE 2024	
ASSETS						
Current Assets						
Cash & Cash Equivalents	\$	9,175,227	\$	9,681,057	\$	9,313,951
Investments		1,603,333		1,603,333		2,073,333
Due (To)/From Other Fund		-		-		-
Accounts Receivable		3,099,211		2,494,789		1,494,773
Inventory		206,889		206,889		206,889
Deposits and Prepaid Expenses		410,667		466,220		715,379
Total Current Assets	\$	14,495,327	\$	14,452,288	\$	13,804,325
Restricted Assets						
Cash & Cash Equivalents	\$	444,799	\$	444,799	\$	444,799
Accounts Receivable		270,577		246,382		246,382
Deposits and Prepaid Expenses		-		-		-
Total Restricted Assets	\$	715,376	\$	691,181	\$	691,181
Non-Current Assets						
Subscription Asset	\$	591,637	\$	591,637	\$	591,637
Accumulated Amortization		(249,834)		(249,834)		(249,834)
Net Subscription Asset (New GASB 96)	\$	341,803	\$	341,803	\$	341,803
Property, Plant & Equipment						
Work in Process	\$	2,873,108	\$	1,016,263	\$	2,714,789
Land		7,123,368		7,123,368		7,123,368
Property Rights		15,237		15,237		15,237
Buildings and Improvements		31,683,375		31,683,375		31,631,476
Vehicles and Equipment		8,844,078		8,844,078		8,844,078
Furniture and Office Equipment		1,980,339		1,980,339		1,980,339
Water System		48,746,881		48,746,881		48,746,881
Sewer System		43,153,549		43,153,549		41,231,128
Subtotal - Property, Plant & Equipment		144,419,935		142,563,090		142,287,296
Accumulated Depreciation		(72,976,738)		(72,665,302)		(72,046,434)
Net Property, Plant & Equipment	\$	71,443,197	\$	69,897,788	\$	70,240,862
DEFERRED OUTFLOWS OF RESOURCES	\$	2,139,366	\$	2,139,366	\$	2,139,366
TOTAL ASSETS & DEFERRED OUTFLOWS	\$	89,135,069	\$	87,522,427	\$	87,217,537



Consolidated Balance Sheet
For the Period Ended September 30, 2024

LIABILITIES

Current Liabilities

Accounts Payable	\$ 1,473,808	\$ 220,027	\$ 415,229
Deferred Revenue	171,167	210,193	254,498
Compensated Absences Payable	866,923	869,738	796,232
Accrued Liabilities	955,644	917,843	806,169
Current Portion of Long-Term Debt	416,452	416,452	416,452
	<u>3,883,994</u>	<u>2,634,253</u>	<u>2,688,579</u>

Current Liabilities (Payable from Restricted Assets)

Deferred Grant Revenue	\$ -	\$ -	\$ -
Accounts Payable	-	-	-
Total Current Liabilities	\$ 3,883,994	\$ 2,634,253	\$ 2,688,579

Non-Current Liabilities

Long-Term Debt, Net of Current Portion	\$ 395,277	\$ 395,277	\$ 601,467
Net Pension Liability	674,113	674,113	674,113
Total Long Term Liabilities	\$ 1,069,390	\$ 1,069,390	\$ 1,275,580

DEFERRED INFLOWS OF RESOURCES

	\$ 83,840	\$ 83,840	\$ 83,840
--	-----------	-----------	-----------

NET POSITION

Net Investment in Capital Assets (Net of Debt)	\$ 70,631,467	\$ 69,086,059	\$ 69,222,942
Debt Services	445,936	445,936	445,936
Net Restricted Assets	715,376	691,181.36	691,181.36
Unrestricted	11,376,758	12,946,361	8,344,877
Current Year Income / (Loss)	928,307	565,406	4,464,601
Balance	\$ 84,097,845	\$ 83,734,943	\$ 83,169,537

TOTAL LIABILITIES, DEFERRED INFLOWS & FUND BALANCE

	\$ 89,135,069	\$ 87,522,427	\$ 87,217,537
--	----------------------	----------------------	----------------------

Ratios

	Median	NTPUD	NTPUD	FYE 2024
Days in Cash (Cash/Operating Expenses less Depreciation)	296	259	268	
Days of Working Capital (Reserves/Operating Expenses less Depreciation)	92	302	333	
Debt Ratio (Total Liabilities/Total Assets)	36%	6%	4%	5%
Return on Assets (Net Income/Total Assets)	2.5%	5.1%	5.1%	5.2%
Debt Service Coverage Ratio	1.3			

Reserves

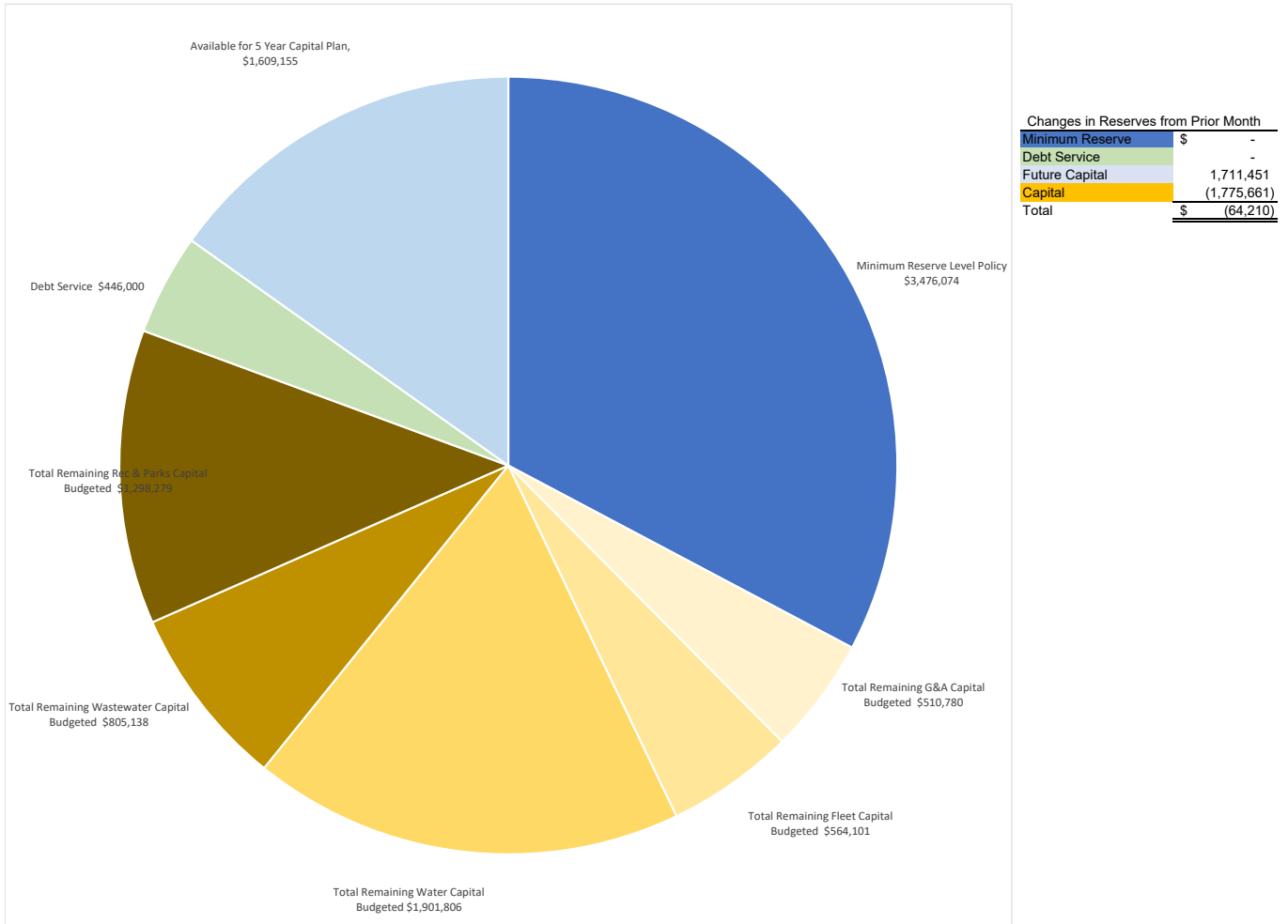
Unrestricted Reserves	\$ 10,611,333	\$ 10,675,543	\$ 11,115,745
Minimum Reserve Level Policy	(3,476,074)	(3,476,074)	(3,057,239)
Available for Investment	\$ 7,135,259	\$ 7,199,469	\$ 8,058,506
Additional FY 2025 EBIDA	4,599,848	4,871,776	
Total Available	\$ 11,735,107	\$ 12,071,245	
Total Remaining FY 2025 Capital Budgeted	(5,005,764)	(6,781,425)	
Debt Service	\$ (446,000)	\$ (446,000)	
Unbudgeted	\$ 6,283,342	\$ 4,843,820	

NTPUD (consolidated)
Statement of Cash Flows
For the Period Ended September 30, 2024
(In Thousands)

	<u>Current Month</u>	<u>Year-to Date</u>
Operating Activities		
Net Income (Loss)	\$362,902	\$928,307
Adjustments to reconcile change in net assets to net cash provided by operating activities:		
Depreciation and amortization	311,436	930,304
Net changes in operating assets and liabilities:		
(Increase)/Decrease Account Receivables	(604,422)	(1,604,438)
(Increase)/Decrease Inventories	-	-
(Increase)/Decrease Deposits & Prepaid expenses	55,553	304,712
(Increase)/Decrease Deferred Outflows	-	-
(Decrease)/Increase Payables & Accrued Liabilities	1,249,740	1,195,416
(Decrease)/Increase Deferred Grant Revenue	-	-
(Decrease)/Increase in Deferred Inflows	-	-
Net Cash Provided (Used) by operating activities	1,375,209	1,754,301
Investing Activities		
Change in Restricted Assets	(24,195)	(24,195)
Change in Subscription Assets	-	-
Net Purchases of property, plant and equipment	(1,856,845)	(2,132,639)
Net Cash Provided (Used) by investing activities	(1,881,040)	(2,156,834)
Financing Activities		
Change in Capital Loan	-	(206,190)
Change in Net Pension Liability	-	-
Net Cash Provided (Used) by financing activities	-	(206,190)
Net increase/(decrease) in cash and cash equivalents	(505,830)	(608,723)
Cash and Equivalents at beginning of period	11,284,390	11,387,283
Cash and Equivalents at end of period	\$10,778,560	\$10,778,560

**North Tahoe Public Utility District
As Of 9/30/2024**

Total Reserve Funds of \$10,611,333 of which \$3,476,074 is Restricted as Minimum Reserve



Total Remaining Capital Budgeted is in reference to current year budget



Trended by Month
Statement of Revenues and Expenses
For the Period Ended September 30, 2024

Income Statement	Actual July	Actual August	Actual September	Budget October	Budget November	Budget December	Budget January	Budget February	Budget March	Budget April	Budget May	Budget June	Expected Total	Budgeted Total	Variance
Operations															
Operating Revenue	\$ 1,129,401	\$ 1,136,326	\$ 1,056,042	\$ 1,011,420	\$ 906,795	\$ 869,690	\$ 864,943	\$ 909,953	\$ 918,637	\$ 925,143	\$ 971,570	\$ 1,075,100	\$ 11,775,020	\$ 11,717,208	\$ 57,812
Internal Revenue	16,549	13,728	18,289	22,272	26,087	22,587	12,587	11,587	19,272	13,387	19,187	19,747	215,279	207,577	7,702
Total Operating Revenue	\$ 1,145,950	\$ 1,150,054	\$ 1,074,331	\$ 1,033,692	\$ 932,882	\$ 892,277	\$ 877,530	\$ 921,540	\$ 937,909	\$ 938,530	\$ 990,757	\$ 1,094,847	\$ 11,990,299	\$ 11,924,785	\$ 65,514
Salaries and Wages	\$ (579,824)	\$ (507,077)	\$ (462,967)	\$ (534,722)	\$ (482,248)	\$ (497,376)	\$ (491,470)	\$ (458,107)	\$ (487,311)	\$ (509,184)	\$ (507,682)	\$ (494,266)	\$ (6,012,234)	\$ (6,075,729)	\$ 63,495
Employee Benefits	(258,188)	(227,474)	(223,904)	(259,880)	(249,226)	(252,270)	(270,441)	(256,956)	(262,131)	(267,306)	(307,001)	(264,262)	(3,099,039)	(3,150,848)	51,809
Outside Services/Contractual	(123,056)	(83,520)	(128,130)	(149,068)	(136,854)	(116,122)	(114,436)	(132,374)	(116,240)	(105,778)	(152,728)	31,832	(1,326,474)	(1,515,676)	189,202
Utilities	(84,558)	(91,472)	(80,095)	(69,540)	(65,515)	(66,110)	(82,416)	(65,170)	(66,240)	(62,805)	(63,875)	(62,300)	(860,096)	(849,392)	(10,704)
Other Operating Expenses	(133,327)	(157,899)	(111,824)	(132,406)	(114,161)	(118,873)	(151,955)	(94,358)	(134,098)	(127,088)	(137,008)	(81,803)	(1,494,800)	(1,791,442)	296,642
Insurance	(36,583)	(36,583)	(36,583)	(36,512)	(36,512)	(36,512)	(36,512)	(36,512)	(36,512)	(44,714)	(44,714)	(44,714)	(462,963)	(462,751)	(212)
Internal Expense	(16,549)	(13,728)	(18,289)	(22,272)	(26,087)	(22,587)	(12,587)	(11,587)	(19,272)	(13,387)	(19,187)	(19,747)	(215,279)	(207,577)	(7,702)
Debt Service	(2,796)	(2,118)	(2,118)	(2,118)	(2,118)	(2,118)	(2,118)	(2,118)	(1,426)	(1,426)	(1,426)	(21,426)	(43,326)	(43,997)	671
Depreciation	(307,431)	(311,436)	(311,436)	(308,564)	(315,298)	(316,814)	(316,814)	(316,814)	(320,713)	(321,046)	(321,046)	(424,412)	(3,891,824)	(3,879,686)	(12,138)
Total Operating Expense	\$ (1,542,312)	\$ (1,431,307)	\$ (1,375,346)	\$ (1,515,082)	\$ (1,428,019)	\$ (1,428,782)	\$ (1,478,749)	\$ (1,373,996)	\$ (1,443,943)	\$ (1,452,734)	\$ (1,554,667)	\$ (1,381,098)	\$ (17,406,035)	\$ (17,977,098)	\$ 571,063
Operating Income(Loss)	\$ (396,362)	\$ (281,253)	\$ (301,015)	\$ (481,390)	\$ (495,137)	\$ (536,505)	\$ (601,219)	\$ (452,456)	\$ (506,034)	\$ (514,204)	\$ (563,910)	\$ (286,251)	\$ (5,415,736)	\$ (6,052,313)	\$ 636,577
Non-Operations															
Property Tax Revenue	\$ 575,000	\$ 575,000	\$ 575,000	\$ 575,000	\$ 575,000	\$ 575,000	\$ 575,000	\$ 575,000	\$ 575,000	\$ 575,000	\$ 575,000	\$ 575,000	\$ 6,900,000	\$ 6,900,000	\$ -
Community Facilities District (CFD 94-1)	58,095	58,095	58,095	56,908	56,908	56,908	56,908	56,908	56,908	56,908	56,908	56,908	686,457	682,900	3,557
Grant Revenue	-	-	32,228	-	-	248,000	-	-	-	-	-	210,000	490,228	458,000	32,228
Interest	7,154	42,709	23,321	8,333	8,333	8,333	8,333	8,333	8,333	8,333	8,333	8,333	148,181	100,000	48,181
Other Non-Op Revenue	6,247	7,855	9,641	6,447	6,447	6,447	6,447	6,447	6,447	6,447	6,447	6,447	81,766	76,989	4,777
Capital Contribution	-	-	-	-	-	-	-	-	-	-	-	-	-	-	-
Other Non-Op Expenses	(11,704)	(75,430)	(34,368)	(8,333)	(8,333)	(8,333)	(8,333)	(8,333)	(8,333)	(8,333)	(8,333)	(172,390)	(360,556)	(264,057)	(96,499)
Income(Loss)	\$ 238,430	\$ 326,976	\$ 362,902	\$ 156,965	\$ 143,218	\$ 349,850	\$ 37,136	\$ 185,899	\$ 132,321	\$ 124,151	\$ 74,445	\$ 398,047	\$ 2,530,340	\$ 1,901,519	\$ 628,821
Additional Funding Sources															
Allocation of Non-Operating Revenue	-	-	-	-	-	-	-	-	-	-	-	-	\$ -	\$ -	\$ -
Transfers	-	-	-	-	-	-	-	-	-	-	-	-	-	-	-
Balance	\$ 238,430	\$ 326,976	\$ 362,902	\$ 156,965	\$ 143,218	\$ 349,850	\$ 37,136	\$ 185,899	\$ 132,321	\$ 124,151	\$ 74,445	\$ 398,047	\$ 2,530,340	\$ 1,901,519	\$ 628,821
Operating Income	\$ (396,362)	\$ (281,253)	\$ (301,015)	\$ (481,390)	\$ (495,137)	\$ (536,505)	\$ (601,219)	\$ (452,456)	\$ (506,034)	\$ (514,204)	\$ (563,910)	\$ (286,251)	\$ (5,415,736)	\$ (6,052,313)	\$ 636,577
Net Income(Loss)	\$ 238,430	\$ 326,976	\$ 362,902	\$ 156,965	\$ 143,218	\$ 349,850	\$ 37,136	\$ 185,899	\$ 132,321	\$ 124,151	\$ 74,445	\$ 398,047	\$ 2,530,340	\$ 1,901,519	\$ 628,821
Earnings Before Interest, Depreciation & Amortization	\$ 548,657	\$ 640,530	\$ 676,456	\$ 467,647	\$ 460,634	\$ 668,782	\$ 356,068	\$ 504,831	\$ 454,460	\$ 446,623	\$ 396,917	\$ 843,885	\$ 6,465,490	\$ 5,825,202	\$ 640,288
Operating Ratio	135%	124%	128%	147%	153%	160%	169%	149%	154%	155%	157%	126%	145%	151%	-872%
Operating Ratio - plus Tax & CFD	87%	80%	81%	91%	91%	94%	98%	88%	92%	93%	96%	80%	89%	92%	-827%
Debt Service Coverage Ratio	85.28	154.38	171.34	74.11	67.62	165.18	17.53	87.77	92.79	87.06	52.21	18.58	58.40	43.22	(937.14)



Consolidated Balance Sheet
For the Period Ended September 30, 2024

Division Balance Sheet
For the Period Ended September 30, 2024

	Wastewater	Water	Recreation & Parks	Fleet & Equipment	Base	General & Administrative	General & Administrative and Base	Total
ASSETS								
Current Assets								
Cash & Cash Equivalents	\$ -	\$ 445,936	\$ 1,887	\$ -	\$ -	\$ 8,727,404	\$ 8,727,404	\$ 9,175,227
Investments	-	-	-	-	-	1,603,333	1,603,333	1,603,333
Due (To)/From Other Fund	2,587,987	1,706,372	723,940	541,981	433,626	(5,993,906)	(5,560,280)	-
Accounts Receivable	-	51,924	311,132	-	-	2,736,155	2,736,155	3,099,211
Inventory	206,889	-	-	-	-	-	-	206,889
Deposits and Prepaid Expenses	-	-	47,795	-	-	362,872	362,872	410,667
Total Current Assets	\$ 2,794,876	\$ 2,204,232	\$ 1,084,753	\$ 541,981	\$ 433,626	\$ 7,435,858	\$ 7,869,485	\$ 14,495,327
Restricted Assets								
Cash & Cash Equivalents	\$ -	\$ -	\$ -	\$ -	\$ -	\$ 444,799	\$ 444,799	\$ 444,799
Accounts Receivable	-	(0)	264,577	-	-	6,000	6,000	270,577
Deposits and Prepaid Expenses	-	-	-	-	-	-	-	-
Total Restricted Assets	\$ -	\$ (0)	\$ 264,577	\$ -	\$ -	\$ 450,799	\$ 450,799	\$ 715,376
Non-Current Assets								
Subscription Asset	\$ -	\$ -	\$ -	\$ -	\$ -	\$ 591,637	\$ 591,637	\$ 591,637
Accumulated Amortization	-	-	-	-	-	(249,834)	(249,834)	(249,834)
Net Subscription Asset (New GASB 96)	\$ -	\$ -	\$ -	\$ -	\$ -	\$ 341,803	\$ 341,803	\$ 341,803
Property, Plant & Equipment								
Work in Process	\$ 236,278	\$ 1,934,399	\$ 596,238	\$ 11,610	\$ -	\$ 94,583	\$ 94,583	\$ 2,873,108
Land	86,310	772,058	6,265,000	-	-	-	-	7,123,368
Property Rights	7,237	8,000	-	-	-	-	-	15,237
Buildings and Improvements	8,268,931	-	23,124,454	-	-	289,990	289,990	31,683,375
Vehicles and Equipment	5,806,355	285,750	817,577	1,934,395	-	-	-	8,844,078
Furniture and Office Equipment	925,994	35,919	876,376	-	-	142,050	142,050	1,980,339
Water System	-	48,746,881	-	-	-	-	-	48,746,881
Sewer System	43,153,549	-	-	-	-	-	-	43,153,549
Subtotal - Property, Plant & Equipment	58,484,655	51,783,007	31,679,646	1,946,005	-	526,623	526,623	144,419,935
Accumulated Depreciation	(35,131,225)	(22,875,774)	(14,043,973)	(834,467)	-	(91,299)	(91,299)	(72,976,738)
Net Property, Plant & Equipment	\$ 23,353,429	\$ 28,907,233	\$ 17,635,672	\$ 1,111,538	\$ -	\$ 435,323	\$ 435,323	\$ 71,443,197
DEFERRED OUTFLOWS OF RESOURCES	\$ 170,311	\$ 448,246	\$ 347,477	\$ 23,129	\$ -	\$ 1,150,203	\$ 1,150,203	\$ 2,139,366
TOTAL ASSETS & DEFERRED OUTFLOWS	\$ 26,318,617	\$ 31,559,711	\$ 19,332,479	\$ 1,676,649	\$ 433,626	\$ 9,813,987	\$ 10,247,613	\$ 89,135,069



Consolidated Balance Sheet
For the Period Ended September 30, 2024

Division Balance Sheet
For the Period Ended September 30, 2024

	Wastewater	Water	Recreation & Parks	Fleet & Equipment	Base	General & Administrative	General & Administrative and Base	Total
LIABILITIES								
Current Liabilities								
Accounts Payable	\$ 67,735	\$ 1,314,936	\$ 70,410	\$ 20,513	\$ -	\$ 213	\$ 213	\$ 1,473,808
Deferred Revenue	-	-	171,167	-	-	-	-	171,167
Compensated Absences Payable	-	-	-	-	-	866,923	866,923	866,923
Accrued Liabilities	-	4,235	3,173	-	-	948,236	948,236	955,644
Current Portion of Long-Term Debt	-	416,452	-	-	-	-	-	416,452
	67,735	1,735,623	244,750	20,513	0	1,815,373	1,815,373	3,883,994
Current Liabilities (Payable from Restricted Assets)								
Deferred Grant Revenue	\$ -	\$ -	\$ -	\$ -	\$ -	\$ -	\$ -	\$ -
Accounts Payable	-	-	-	-	-	-	-	-
Total Current Liabilities	\$ 67,735	\$ 1,735,623	\$ 244,750	\$ 20,513	\$ -	\$ 1,815,373	\$ 1,815,373	\$ 3,883,994
Non-Current Liabilities								
Long-Term Debt, Net of Current Portion	\$ -	\$ 226,874	\$ -	\$ -	\$ -	\$ 168,403	\$ 168,403	\$ 395,277
Net Pension Liability	6,273	115,269	109,669	(2,954)	-	445,857	445,857	674,113
Total Long Term Liabilities	\$ 6,273	\$ 342,143	\$ 109,669	\$ (2,954)	\$ -	\$ 614,260	\$ 614,260	\$ 1,069,390
DEFERRED INFLOWS OF RESOURCES	\$ 20,852	\$ 33,133	\$ 15,877	\$ 5,531	\$ -	\$ 8,446	\$ 8,446	\$ 83,840
NET POSITION								
Net Investment in Capital Assets (Net of Debt)	\$ 23,353,429	\$ 28,263,907	\$ 17,635,672	\$ 1,111,538	\$ -	\$ 266,920	\$ 266,920	\$ 70,631,467
Debt Services	-	445,936	-	-	-	-	-	445,936
Net Restricted Assets	-	(0)	264,577	-	-	450,799	450,799	715,376
Unrestricted	3,239,178	5,010	861,572	464,502	433,626	6,372,869	6,806,495	11,376,758
Current Year Income / (Loss)	(368,850)	733,959	200,362	77,517	-	285,320	285,320	928,307
Balance	\$ 26,223,757	\$ 29,448,812	\$ 18,962,183	\$ 1,653,558	\$ 433,626	\$ 7,375,908	\$ 7,809,534	\$ 84,097,845
TOTAL LIABILITIES, DEFERRED INFLOWS & FUND BALANCE	\$ 26,318,617	\$ 31,559,711	\$ 19,332,479	\$ 1,676,649	\$ 433,626	\$ 9,813,987	\$ 10,247,613	\$ 89,135,069

Ratios	Median	NTPUD
Days in Cash (Cash/Operating Expenses less Depreciation)	296	259
Days of Working Capital (Reserves/Operating Expenses less Depreciation)	92	302
Debt Ratio (Total Liabilities/Total Assets)	36%	6%
Return on Assets (Net Income/Total Assets)	2.5%	5.1%
Debt Service Coverage Ratio	1.3	



Consolidated Balance Sheet
For the Period Ended September 30, 2024

Division Balance Sheet
For the Period Ended September 30, 2024

	Wastewater	Water	Recreation & Parks	Fleet & Equipment	Base	General & Administrative	General & Administrative and Base	Total
Reserves								
Unrestricted Reserves	\$ 2,727,141	\$ 468,609	\$ 840,003	\$ 521,468	\$ 433,626	\$ 5,620,486	\$ 6,054,112	\$ 10,611,333
Minimum Reserve Level Policy	(851,845)	(770,513)	(648,584)	63,216			(1,268,348)	(3,476,074)
Available for Investment	\$ 1,875,296	\$ (301,904)	\$ 191,419	\$ 584,684	\$ 433,626	\$ 5,620,486	\$ 4,785,764	\$ 7,135,259
Additional FY 2025 EBIDA	(182,420)	2,879,921	943,182	266,940	-	692,225	692,225	4,599,848
Total Available	\$ 1,692,876	\$ 2,578,016	\$ 1,134,601	\$ 851,624	\$ 433,626	\$ 6,312,711	\$ 5,477,989	\$ 11,735,107
Total Remaining FY 2025 Capital Budgeted	(791,859)	(1,901,806)	(1,252,661)	(564,101)			(495,337)	(5,005,764)
Debt Service		(446,000)						\$ (446,000)
Unbudgeted	\$ 901,017	\$ 230,210	\$ (118,060)	\$ 287,523	\$ 433,626	\$ 6,312,711	\$ 4,982,652	\$ 6,283,342



NORTH TAHOE PUBLIC UTILITY DISTRICT

DATE: November 12, 2024

ITEM: H-3b

FROM: Finance Department

SUBJECT: Treasurer's Report – as of September 30, 2024

FISCAL ANALYSIS:

The CFO has reviewed the District's investment portfolio and has included its value within the attached Treasurer's Report.

The District's investments are governed by the Board of Directors' approved Investment Policy. While continuing to operate within this Investment Policy, the District has continued to emphasize safety.

Total bank value of cash and investments equaled \$11,454,776 as of September 30, 2024. Of the total, \$1,475,021 of the District's portfolio was restricted. The total of Cash and Investments decreased \$363,299 during September.

The portfolio meets the guidelines of the Investment policy.

ATTACHMENTS: Treasurer's Report as of August 31, 2024.

REVIEW TRACKING:

Submitted by:

Lori Pommerenck
Interim Chief Financial Officer

Approved by:

Bradley A. Johnson, P.E.
General Manager/CEO

Cash and Investments

<i>Statement Date</i>	<i>Institution/Account Number</i>	<i>Market Value</i>	<i>Description</i>
BMO			
09/30/24	xxxxx1186	\$32,334	General Checking
	xxxxx0874	7,518	Utility Billing Deposit Account
	xxxxx4157	-	Parks Dept. Sweep Account
		<u>39,852</u>	Total Bank of the BMO
Wells Fargo			
09/30/24	xxxxxx7997	1,592,434	General Checking
	xxxxxx8011	-	Payroll
	xxxxxx8003	-	Utility Billing Deposit Account
	xxxxxx8029	-	Event Center Deposit Account
		<u>1,592,434</u>	Total Wells Fargo
Local Agency Investment Fund			
09/30/24	xx-xx-003	1,420,463	General Investment Account
California CLASS			
09/30/24	xx-xx-0179	4,058,356	General Investment Account
UBS Financial Services Inc.			
09/30/24	xxxxxx29 70	3,249	Cash & Cash Alternatives Balance
	"	962,671	Money Market Instruments
	"	1,615,953	Certificates of Deposit
	"	23,273	Mutual Funds
	"	240,508	U.S. Government Securities
	"	22,997	Accrued Interest
		<u>2,868,650</u>	Total UBS Financial Services Inc.
Total Unrestricted Cash and Investments:		\$9,979,755	

Restricted

<i>Statement Date</i>	<i>Institution/Account Number</i>	<i>Market Value</i>	<i>Description</i>
Wells Fargo			
09/30/24	xxxxxx8037	\$31,519	FSA
09/30/24	xxxxxx8045	519,971	HRA
09/30/24	xxxxx1157	445,936	NTBC - BofA Install.Payment Fund
06/30/24	CalPERS 115 Trust	444,799	CalPERS Prefunding of Pension Expense
06/30/24	Tahoe Truckee Community Foundation	32,795	Friends of the Park
Total Restricted Cash and Investments:		\$1,475,021	

Total Cash and Investments:

Total Cash and Investments:	\$11,454,776
------------------------------------	---------------------



NORTH TAHOE PUBLIC UTILITY DISTRICT

DATE: November 12, 2024

ITEM: H-4

FROM: Recreation, Parks, and Facilities Manager

SUBJECT: Recreation, Parks, and Facilities Department Report

Parks & Recreation

Winterization work is wrapping up in the parks as staff prepares for the incoming winter and pending weather. Much of the October operations spanned both the Recreation and the Parks Department and because of that, this report combines both departments.

- Boat Launch closed at the end of October. The last weeks were slower, and prominently used for boaters removing their boats for winterization. A major change this year, charging a day use fee and not a single fee for in and out, has made the decision to remain open through October a bit more palatable, as the use is much slower as the days get colder. NTPUD provides this extended opening period as a service to its residents who requested longer hours last season.
- In response to public input and demand, NTPUD has decided to keep the tennis and pickleball courts open past the initial planned closure date of November 3. The public is very supportive of this new amenity and eager to keep playing as long as the weather makes it possible to remain outside. Staff has decided to keep the courts open until the first major snow of the season, and then close for the remainder of the winter.
- The community garden had its first season with a master gardener, Heather Kenison-Cullen, leading the members and the planting. Her story summarizing her first year managing the garden is attached to this report. The story does a good job summarizing all the work that goes into gardening, community engagement and the nexus of parks and recreation.
- The 3rd annual Monster Truck or Treat was on October 25. This year, NTPUD staff had seven trucks for the kids to climb on, honk horns and pretend to drive during the Boys and Girls Club NLT Harvest Festival. NTPUD Recreation, Parks, Utilities and Marketing all came out to the event and engaged with over 600 attendees.
- The MultiHog air-blower attachment was well used in October as the unusually high pine needle fall covered the trails and parking lots. Recreators voiced their appreciation with the clearing of the Pam Emmerich Memorial Pinedrop trail a handful of times this fall.



North

- Fall continued the busy trend at the North Tahoe Event Center. Of particular interest was the 400-person fundraising gala hosted by Tahoe Forest Health System Foundation on November 1. This event manages to wrap in all three silos, as a local non-profit hosts a private event that serves the local community. In the past, events like this would go down to Reno, but improvements and upgrades now make it an option to remain local.
- The Feast of the Tabernacle is a recurring religious rental that comes for over a week each fall. They are gracious guests and have a unique presence with 8 consecutive rental days.
- Additionally, Winter Warmth and Wellness was on October 26, with volunteers present to prepare the event from Tuesday on. Over 200 families came to the event and prepare for winter.

Administration

- Ron Kilberg has been working with the safety committee and specifically Kim Harris, Ken Fisher and Amanda Oberacker to update safety policies, keep trainings on schedule and facilitate the use of Vector Solutions for training management.
- Cal-Trans finished the paving project at the beginning of October and staff had the newly paved lot striped to facilitate winter parking and traffic management.
- The open Commission seats have been posted. The Board will decide whether to reappoint existing Commissioners at today's Board meeting and candidates for the vacant seat will be vetted by the Commission at their December meeting.

REVIEW TRACKING:

Submitted By: Amanda Oberacker

Amanda Oberacker
Recreation, Parks, & Facilities Manager

Approved By: Bradley A. Johnson

Bradley A. Johnson, P.E.
General Manager/CEO



North Tahoe Community Garden Year in Review 2024

My name is Heather. I'm a Master Gardener with a degree in Soil Science. My life's mission is to create beautiful sustainable public spaces that teach people how to use and cultivate plants for a connection to nature and each other. This is the story of my first growing season in the North Tahoe Community Garden.



In the Summer of 2023, I connected with Ben [redacted], the Recreation Supervisor and the North Tahoe Public Utility District. NTPUD hired me to run the garden with a shared goal of creating a community garden club that fosters learning and facilitates community engagement. Additionally, we wanted to make the garden lush and beautiful once again. It is safe to say that this year was a success.

Below is the story and timeline of my first year at the North Tahoe Community Garden.

Fall 2023

Soil tested the current garden beds. Amended the beds accordingly so we could have a successful growing season the following year.

Assessed issues and determined that beds had no protection against small mammals. Small mammals, such as squirrels and chipmunks, are the biggest pest issue with the Community Garden and with gardening in Tahoe.

Moved and split many of the existing perennials around the garden to fill up many of the blank spaces.

Developed programming ideas and goals for the following summer.



Winter 2024

- Developed membership plan. The North Tahoe Community Garden Club would have 30 members, and the members would have:
 - Access to the garden and it's bounty.
 - Mentorship from myself, a master gardener, who would manage the space and the volunteers.
 - Discounts on monthly workshops.

For the first time ever, all of the available garden membership spots sold out by summer.

- Formalized monthly program workshops related to gardening.
- Identified infrastructure improvements that would allow us to use the existing beds for the upcoming growing season.
- I worked on creating a planting schedule for our future crops and an action plan for spring.

Spring 2024

NTPUD park staff builds 5 garden bed covers for 5 of the 9 existing raised beds in the garden to prevent critter invasion.

With feet of snow on the ground, it can be hard to believe that March is the beginning of gardening season, but it is necessary to plant the seeds early.

NTPUD and I hosted the first garden member, where I introduced myself, talked about the plan for the season and distributed seeds.

Garden members and I started the seeds and cared for the seedlings throughout the spring melt-off.

Continued work on soil amendments.

Launched the weekly garden newsletter. The newsletter is released every week on Wednesday, and in the letter the garden members receive a garden love letter that includes information on upcoming garden events, tasks happening in the garden, photos and links to useful garden videos and recipes.

Taught the first workshop, **Organic Gardening 101**, which had **15 participants**.



Come May 2024 signs of spring were emerging from the cold of winter and the snow had melted enough for us to get our hands dirty. Many hours from myself, Garden Members and NTPUD staff went into recreating the garden this spring so that we could have an abundant growing season.

By early May we had three of the five beds covers finished and the day to day in the garden began to unfold. Early season work includes:

- Moving plants.
- Adding the soil amendments, including composted manure.
- Pruning and irrigation management.
- Attending to the seedlings that had sprouted in my greenhouse with special love and care.



Summer 2024

By the time the Summer Solstice rolled around at the end of June, all of the seedlings had been planted out, the seeds of summer had been sown. The bed covers had been completed and now it was time to nourish the space and all of the plants within it with our TLC.

The hours in the garden were spent **teaching the members about each of our crops and how to cultivate and care for our space using organic gardening methods.**

- The garden began producing and members could take home produce, flowers and herbs on a regular basis.



The second workshop of the season was the **Container Plant Creation Workshop** and had **11 participants**. Members of the public and the garden were able to create an annual flower container to take home and enjoy all summer long, while learning the basics of container gardening.

The third summer workshop, **Growing Herbs in Tahoe**, featuring all of the edible and medicinal herbs in the garden. The **5 participants** learned how to harvest, use and process all of the herbs in the garden. Garden Members received a pdf with photos of each herb, a thorough description and all of its uses.



Renovation of our compost system. We sifted all of our existing compost to create our own soil amendment, a vital component to any successful garden. With the help of a garden member, we created sections within our compost to help facilitate more aeration and easier turning of the compost. This small change in the existing system enabled us to **successfully create compost from garden waste all summer long.**



By mid-summer the garden was paying us back with an abundance of beauty, fruit, veg and community. As I worked in the garden, I got the pleasure of hearing nearly everyone that passed by speak about how beautiful the garden had become. One of the best parts of spending time in the garden is talking to everyone that wanders in. Some examples of the interactions I had include:

- Families with small children seeing their first cucumber plant.
- Locals amazed at the transformation of the space and full of questions.
- Visitors from out of town are astonished that growing a garden in Tahoe is even possible.

The biggest hidden success of the garden is how much it enriches the experience of the Park for everyone that visits.




In August we had yet another successful garden workshop on **Seed Saving**. We hosted a botanist from the US Forest Service, CJ Rowe, as she taught us the basics of seed gathering, processing and saving. There were **10 attendees** at this workshop.

4 different groups from the Boys and Girls Club North Lake Tahoe came for a field trip, with **50 children total**. Introducing children to the science and art of gardening plays a huge role in the success of any community garden project.

Fall 2024

Entering into fall has brought us to the end of a successful growing season. NTPUD has delivered on our goal to create community through gardening.

We had our first social in the garden with the Harvest Mixer. We had nearly **30 people** attend. Everyone brought food and we were able to enjoy the space with much merriment.



The Fire Cider Workshop had **5 participants**. In this workshop, participants created a tonic to fight against winter colds using herbs from the garden and healthy root vegetables.


The first frost came late. It wasn't until mid-October that we had to harvest all the remaining produce and prepare to winterize the garden for next year.

Conclusion

NTPUD and I are proud of the work we did this year to meet our goals and create the base for future years of growth and expansion at the North Tahoe Community Garden. Overall, with small improvements we were able to transform the existing space into a thriving garden and vibrant community space. With an estimated **471 volunteer hours from garden members**, this space is clearly one that is building community and improving the space within our Park.

As we move into the closing of this year, we are all working together to identify future infrastructure improvements and plans for years to come. One goal is to facilitate reasonable and realistic growth with both improvements to existing infrastructure and new amenities. Additional goals are to increase community involvement through expanded memberships, more

programming, and school and youth engagement. I also want to explore grant and sponsorship opportunities. I hope that with my guidance I can usher in a new era for the garden in the heart of the North Tahoe Regional Park.





NORTH TAHOE PUBLIC UTILITY DISTRICT

DATE: November 12, 2024 **ITEM:** H-5

FROM: Planning and Engineering Department

SUBJECT: Planning and Engineering Department Status Report

DISCUSSION: Capital Improvement Projects, Internal Operations & Planning, and Outside Agency/Private Development

CAPITAL IMPROVEMENT PROJECTS

The Engineering Division is managing the following CIP projects.

Construction Phase Projects

Brockway Fire Protection Water Infrastructure 2024 Project: This project includes 1,937 feet of new watermain in SR 28 between Park Ave and the Nevada State Line, 431 feet of new water main in the undeveloped Placer County Pier Street right-of-way, a 50 foot crossing of SR 28 in the Lake Forest area near Lardin Ave., 21 replacement residential water services, and four new fire hydrants.

Status: NTPUD Engineering Staff prepared construction drawings for the watermain improvement project. The Board of Directors awarded a construction contract to Vinciguerra Construction at the April 9, 2024 meeting. The new watermain in Pier Street and North Lake Blvd is complete and in service including four new fire hydrants and 15 customer services. Six new customer services have been installed for future connection by those customers. Due to scheduling conflicts with Caltrans and the Teichert Broadband project on SR 28 the water main crossing in the Lake Forest area has been delayed. Construction of that project element is anticipated in the Spring of 2025.

Vinciguerra Construction, Inc. – Construction Contract Status:

Original Contract Amount	Change Orders	Current Total Contract Amount	Total Payments for Work Completed	Current Balance to Completion (including retention)
\$2,134,850	\$0	\$2,134,850	\$1,342,848.75	\$792,001.25
Estimated Construction Status as of 10/31: 85% complete				

NTEC Emergency Generator (Project #2192): A 2022-2023 Capital Improvement Project to add an emergency generator at the North Tahoe Event Center. The project is grant-funded in part by FEMA and Placer County.

Status: PR Design and Engineering completed the design and bid documents. The bid results were higher than anticipated and District staff has formally requested additional funding from CalOES and Placer County. The Board of Directors awarded a construction contract to GLA-Morris at the July 9, 2024 meeting. Interior structural reinforcements are scheduled to be completed in December. The electrical transfer switch and generator installation will follow in 2025.

GLA Morris Construction, Inc. – Construction Contract Status:

Original Contract Amount	Change Orders	Current Total Contract Amount	Total Payments for Work Completed	Current Balance to Completion (including retention)
\$335,606.93	\$0	\$335,606.93	\$0	\$335,606.93
Estimated Construction Status as of 10/31: 0% complete				

2024 Water Service Line Replacement (Project #2560): This project consists of replacing the existing water service lines to the Carnelian Woods Condominiums, Units 33 – 46 in Carnelian Bay, and four water service lines in Kings Beach.

Status: NTPUD Engineering Staff prepared construction drawings for the water service replacement project. The Board of Directors awarded a construction contract to F.W. Carson at the July 9, 2024 meeting. Replacement of the four (4) water services in the Kings Beach grid and fourteen (14) water service lines to the Carnelian Woods Condominiums, Units 33 – 46 are complete. The notice of completion will be presented to the Board of Directors at the November 12, 2024 Board Meeting.

F. W. Carson Co. – Construction Contract Status:

Original Contract Amount	Change Orders	Current Total Contract Amount	Total Payments for Work Completed	Current Balance to Completion (including retention)
\$264,306	\$15,162.95	\$279,468.95	\$265,495.51	\$13,973.44
Estimated Construction Status as of 10/31: 100% complete				

Uniform Public Construction Cost Accounting Act

The District elected to participate in the Act to utilize alternative bidding procedures for public works projects. This section reports on contracts awarded for projects between \$15,000 and \$60,000 that are now issued under the General Manager's authority.

ACTIVE PROJECTS			
Project	Contractor	Contract Amount	Award Date
NO ACTIVE PROJECTS			
COMPLETED PROJECTS			
Summer 2024 Pavement Maintenance	Elements Mountain Company Inc.	\$33,575.90	August 8, 2024
A 2023-24 capital improvement to prolong the life of the existing asphalt at various NTPUD sites. Specifically, this project will crack fill and seal the existing asphalt at NTPUD's four (4) main sewer pump stations, TVRB, N-1, Park Trail, Zone 1 Tank, and NTEC. This project is complete			
5074 North Lake Blvd. Landscape Remediation	Ruppert, Inc	\$35,216.54	July 30, 2024
A landscape remediation project at 5074 North Lake Blvd. to restore the site to its previous condition following the 7/18/24 sewer spill. Proposals were solicited from three contractors; Ruppert Inc. was determined to be the lowest responsible bidder. Remediation work included sod installation drain cleaning, mulch replacement, and decomposed granite pathway reconstruction. This project is complete.			
Spring 2024 Lower Lateral Lining	Greenberg Clark, Inc. dba The Trenchless Co.	\$54,900	May 15, 2024
A 2023-2024 Capital Improvement Project (Lower Lateral Replacement, Project #2440) to rehabilitate sanitary sewer laterals from customers' property line cleanout to the sewer main. This project includes lining nine (9) sewer services to extend their useful life. The lining process is a trenchless technology that is significantly less expensive than excavating the sewer laterals to complete the required repairs. This project is complete.			
Pave Access to Satellite Pump Station D-6	Lakeside Paving	\$16,850	May 4, 2024
A capital improvement project to widen the access path to Satellite Pump Station D-6 to 10-ft. The previous paved access was only paved for pedestrians, limiting vehicle access when the snow was on the ground, or the soil was saturated. The new access path will allow year-round access. This project is complete.			
Carnelian Woods Booster Pump #2	PumpTech Inc.	\$25,740	February 9, 2024
A 2023-24 capital improvement project to remove and replace the existing Carnelian Woods water booster pump. The existing pump is original to the construction of 1971 and has reached the end of its service life. Pump has been received.			

Zone 1 Booster Pump Replace/Rehab	Nevada Seal & Pump, LLC	\$57,860	January 4, 2024
A 2023-24 capital improvement project to remove and replace the two (2) existing Zone 1 water Booster Pumps. The existing pumps were original to the construction of Zone 1 Tank and have reached the end of their service life. Two new pumps have been installed. This project is complete.			
NTRP Restroom Epoxy Floor Coating	Evolution Industries	\$20,845.72	January 10, 2024
A 2023-24 capital improvement project to coat the North Tahoe Regional Park restroom floors with an industrial epoxy flooring system. Historically, the Recreation and Park staff has painted the restroom floors with an off-the-shelf epoxy paint. This paint only lasts one year before it needs to be reapplied. To eliminate the need for this annual maintenance, the restroom floors will be coated with Dur-A-Flex Polycrete SLB a self-leveling, concrete resurfacing system with a slip-resistant, gloss finish expected to last 20+ years.			
Chain-link Fence and Gate Replacements	Florence Fence, Inc.	\$41,684	January 10, 2024
A 2023-24 capital improvement project to improve safety and security at various NTPUD sites. Specifically, this project will add a missing fence panel between the Annex Building and the fueling bay, add a fence panel with a gate between the NTEC and the adjacent condominiums, and replace the existing failing fence around the detention pond in front of the Administration building. This project is complete.			
Tennis Gazebo Roof Replacement	Kodiak Union Roofing Services Inc.	\$19,970	November 6, 2023
The 2022-23 winter's heavy snowfalls damaged the existing gazebo roof. The snow partially slid and was caught by the gutter bending three sides. The replacement roof system has been designed to freely shed the snow to ensure this problem does not repeat itself. This project is complete.			
Pickleball Shade Sail	Leo's Awnings and Interiors LLC.	\$16,500	November 29, 2023
The 2022-2023 Regional Park Tennis/Pickleball Court Reconstruction Project included shade sail posts within the pickleball courts for NTPUD to provide shade sails. The posts have been installed, and this project was to furnish and install the shade sails. The sails will be fabricated over the winter and installed in early spring 2024. This project is complete.			

Design / Bid Preparation Phase Projects

Trout Fire Protection Water infrastructure (Project #2465): A FY24/25 Capital Improvement project to design a new 8-inch water main in Trout Ave. right-of-way. This project includes approximately 2,700 feet of new water main, 90 residential water services relocated to the front of the property, and 6 new fire hydrants.

Status: Auerbach Engineering has completed the topographic survey of the project area. Dr. Susan Lindstrom has completed the archeological study. Ascent Environmental, Inc. has completed the biological assessment. NTPUD Engineering Staff is completing construction drawings for the watermain replacement in Trout Avenue. The project will be out to bid in December 2024.

Model 16 Satellite Sewage Pump Station 75% Design (Project #2446): A 2023-2024 Capital Improvement Design Project to prepare 75% design plans for the eight (8) Smith and Loveless Model 16 satellite sewer pump stations. These remaining stations are the last of the District's sewer pump stations to be rehabilitated since their installation.

Status: The Board of Directors awarded a design contract to DOWL, LLC at the May 14, 2024 meeting. NTPUD staff has reviewed the 35% design–construction drawings and returned comments to DOWL.

Sewage Export System Inspection/Analysis Predesign (Project #2445): A FY24/25 Capital Improvement project to analyze NTPUD's Sewage Export System (SES). The SES consists of a chain of four pumping stations, force mains, and gravity sewers that carry NTPUD flows to the JSF (Joint Sewage Facility). This project will analyze the SES and provide recommendations to extend the life of this critical asset.

Status: The Board of Directors awarded a design contract to HDR at the August 13, 2024 meeting. HDR is reviewing background material and evaluating the existing export system.

National Ave Water Treatment Plant Equipment End-of-Life Replacement (Project #2464): A FY24/25 Capital Improvement project to analyze the process train and equipment at the National Ave Water Treatment Plant (NAWTP). The NAWTP, in its current configuration, was constructed and placed into service in November 2002. This project will analyze the NAWTP and provide recommendations to modernize and extend the life of this critical asset.

Status: The Board of Directors awarded a design contract to Jacobs at the June 11, 2024 meeting. Jacobs' Engineers are working with District Staff to collect water quality and operational data on the existing process to be used for their review and recommendations.

Regional Park Parking Management (Project #2581): A 2024-2025 Capital Improvement Project to retain a consultant to complete an operational needs assessment, ordinance review and preparation, and parking technology road map to manage parking with the North Tahoe Regional Park.

Status: NTPUD retained Dixon Resources Unlimited to complete the Regional Park Parking Management Project. Dixon Resources Unlimited has completed a site tour and

is reviewing background information. A draft Operational Needs Assessment Memorandum is in progress.

Pickleball Plaza Improvements (Project #2486): A 2024-2025 Capital Improvement Project to improve the entry plaza at the pickleball courts in the North Tahoe Regional Park.

Status: NTPUD Engineering has completed 50% design drawings. NTPUD Staff are utilizing the drawings to apply for grants to help fund the construction in Summer 2025.

NTEC Architectural Planning Study (Project #2049): A 2022-2023 Capital Improvement Project to retain an architectural consultant to complete a planning study for the North Tahoe Event Center.

Status: The draft NTEC Architectural Planning Study was presented to the Recreation and Parks Commission at their October 26th Meeting and the Board of Directors at the November 14, 2023 Board Meeting. NTPUD staff has reached out to Goring and Straja Architects (GaS) to revise the study based on the Commissioners' and Directors' feedback.

Wayfinding and Destination Signage Project (NTEC Sign) (Project #2040): A Capital Improvement Project to add a changeable message monument sign at the North Tahoe Event Center. The project is grant-funded in part by Placer County.

Status: PR Design and Engineering has completed a preliminary sign design and site layout. On January 24th, the project was presented to the Placer County Design Review Committee as an informal item and received generally positive feedback. Following the presentation to the Design Review Committee, Placer County and TRPA have determined a changeable message board sign will require a code amendment. As the code amendment will take significant time and effort to complete NTPUD staff and PR Design and Engineering have decided to pivot and instead focus on improving the existing building signage. PR Design has prepared preliminary drawings of the proposed building signage.

Secline Property Improvement Project (Project #2580): A 3-year Capital Improvement Project to develop a vision and preliminary design of public recreation access, environmental improvements, and facility enhancements for the Secline Beach public parcels in Kings Beach, CA.

Status: NTPUD has received a grant from North Tahoe Community Alliance (NTCA) TBID Funds Grant agreement in the amount of \$240,000 for the Secline Beach Enhancement – Planning and Design Project. The Board of Directors awarded a design contract to Design Workshop at the May 14, 2024 meeting. NTPUD, CTC and Placer County are executing a community engagement plan to learn more about what Secline Beach means to the community. We held an open house at the NTEC and shared

information at the Harvest Festival at the Boys & Girls Club. The online survey will remain open through November.

North Tahoe Regional Park Multi-Purpose Trail Connection (Project #2484): A FY23/24 Capital Improvement Project to design the extension of the Pam Emmerich Memorial Pinedrop trail to the lower restroom. The proposed trail will improve pedestrian/bicycle mobility through the Regional Park and reduce the safety hazards associated with trail users having to navigate through the parking lot.

Status: NTPUD's Board of Directors accepted a grant from Placer County and authorized the final design contract at the February 13, 2024, Board Meeting. Additionally, the District received notice that our \$1,029,055 grant request to the California State Parks Habitat Conservation Program to partially fund construction was approved. NTPUD Staff has submitted a separate grant application to NTCA for additional construction funds. NTPUD has received and is currently reviewing the 50% design drawings. This project is scheduled to be bid in early 2025.

Master Plan: Corporation Yard Layout (Project #2151): A FY24/25 Capital Improvement Project to develop a Corporation Yard Master Plan. The existing corporation yard, built over several decades, was not planned for the current needs of staff, operations, services, and regulatory environment. As such, operational inefficiencies and potential safety hazards exist within the corporation yard. The goal of the Corporation Yard Master Plan (CYMP) is to strategically plan future facility improvements to be completed over several years

Status: The Board of Directors awarded a design contract to W-Y Architects at the May 14, 2024 meeting. NTPUD Staff has held a project kick-off meeting and toured corporation yards at four (4) neighboring public special districts. W-Y Architects is collecting background information and conducting the initial needs assessment.

OPERATIONAL ACTIVITIES

Psomas, the District's water modeler, has completed the draft water models of the Agate and Fulton Water Companies and staff has reviewed the report. North Lake Fire has conducted hydrant flow testing and the results have been sent to Psomas for incorporation and validation of the model output. Psomas is now fine tuning the model based on the field results and investigating the District water interties with these water systems.

Webb and Associates has validated the 2023 Water Audits for all three water systems and they have been submitted to the State.

The District has been performing quarterly PFA sampling at the Park Well and National Avenue Water Treatment Plant for the Unregulated Contaminant Monitoring Rule 5 in accordance with the EPA's Final PFAS National Primary Drinking Water Regulation. Results are still not available on the Federal website. The District has also collected

samples from the Carnelian Well and Park Well in July and sent to a private laboratory. Both samples were non-detect for PFOS and PFAS. The District will be taking additional samples over the next 12 months to complete the monitoring requirement by 2027 and to determine the next steps required for compliance with the regulation.

FUNDING OPPORTUNITIES

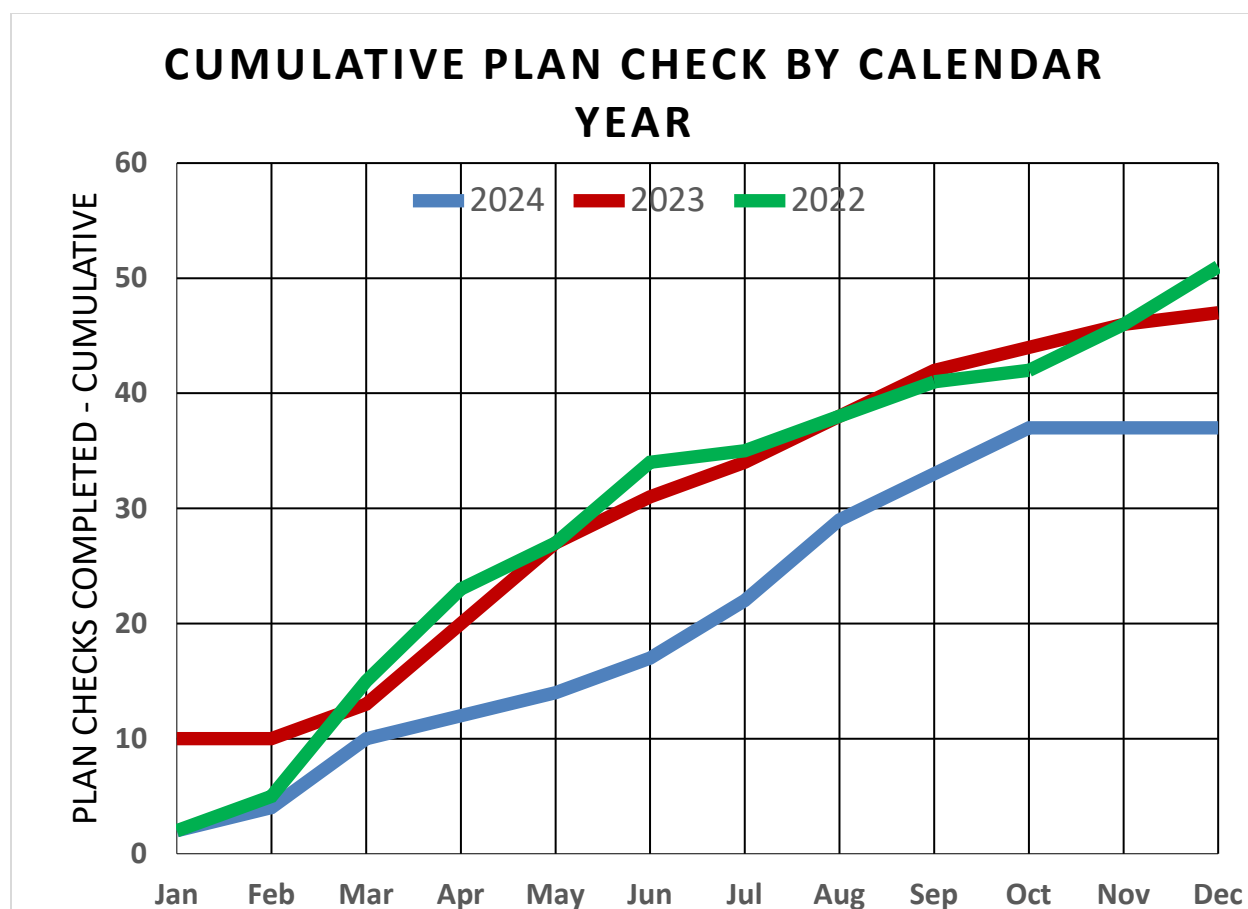
Bureau of Reclamation 2024 WaterSMART Grant (#R24AS00052): Staff has submitted a grant application to upgrade our existing 3,000 water meters with new, ultrasonic flowmeters utilizing cellular endpoints for data communication. The grant is for the purchase of the new meters and requires a 50% District match. The installation would be performed by a Contractor through the public bid process. The District received notice of award of a \$500,000 WaterSMART Grant from the Bureau of Reclamation on August 5, 2024.

2024 EPA Community Grants Program (#66.202): Staff has submitted the necessary Trout Avenue Watermain Project grant application to the EPA Community Grants Sustainable Water Infrastructure Program that is funded through the 2024 Federal Appropriations Act. The Trout Avenue Water Improvement project will install approximately 2,700 linear feet of 8-inch watermains, improve system looping, and add 6 new fire hydrants along Trout Avenue to comply with the California Fire Code. The approved appropriation amount is \$1,250,000 and requires a 20% District match.

FY 2025 OCED Energy Improvements in Rural or Remote Areas (#DE-FOA-0003428): This is a grant from the US Department of Energy – Office of Clean Energy Demonstrations as part of the Bipartisan Infrastructure Law. Staff is reviewing the Notice of Funding Opportunity (NOFO) to determine if our proposed project for battery backups at our sewer satellite pump stations would qualify under this grant, and what the level of effort would be to apply for the grant if the project qualifies.

Plan Reviews

- The chart below is the 3-year cumulative completed plan checks by month.




Water Service Lateral Relocations


- See below tracking table of private service lateral status on Steelhead, Golden, and Rainbow. Outreach, through numerous methods, remains active.

PROJECT (WITH SIDE OF STREET)	DEADLINE TO CONNECT	TOTAL AFFECTED PARCELS	TOTAL CONNECTED
Steelhead (South Side)	9/1/2025	34	12
Golden (North and South Sides)	9/1/2025	84	40
Rainbow (North Side)	9/1/2025	49	23
Project Total	9/1/2025	167	75
Rainbow (South Side)	TBD	35	5
Salmon (North Side from Fox to Chipmunk)	TBD	13	9

REVIEW TRACKING:

Submitted By: 

Joseph J. Pomroy, P.E.
Engineering and Operations Manager

Approved By: 

Bradley A. Johnson, P.E.
General Manager/CEO



NORTH TAHOE PUBLIC UTILITY DISTRICT

DATE: November 12, 2024 **ITEM:** H-6
FROM: Operations Department
SUBJECT: Operations Department Status Report
DISCUSSION: Department Highlights for the month of October

Maintenance Division

Dig Season ended October 15th and we have finished identifying water service lines for now. We are back to our regularly scheduled preventative maintenance work, i.e. Holiday Lines, wet well cleaning, manhole inspections, valve exercising, and hydrant inspections. We relocated 14 water service connections to new mains in the Kings Beach Grid and we repaired four water leaks throughout the District. A lid was installed on the access vault for the contact chamber at the National Avenue Water Treatment Plant and we plumbed an air release valve. Two old production meters at Kingswood West Booster Station were replaced with new cellular meters, this was a team effort between Maintenance Technicians and our Water Quality Crew. The old 2" water main up on Brockway hill was abandoned as the new main came online. A repair was required at the Mashie Sewer Pump Station due to deterioration of the export pipe, which was removed and replaced. A low manhole was discovered during the sewer spill in Carnelian Bay that could potentially be a problem due to its elevation (low) and location (on the beach). Crews spent three days raising the manhole so that it's no longer considered a spill point. Our Inspector witnessed 30 pressure tests for Ordinance 100 (21 for escrow), eight water line trench inspections (6 for relocation of services in The Grid) and spent 79 hours marking for USA Dig.

Technician Division

Daily, weekly, and monthly PMs were completed. Eight stationary generators were load tested per scheduled 6-month maintenance plan. Chlorine pump hoses were rotated or replaced at Carnelian and National Main Sewer Stations, chlorine leaks were repaired at the Park Well and Kingswood West booster station, vault latches were repaired at National Ave Sewer Station and some seasonal cleanup was done at N1 and National Ave Main Sewer Station. Lake intake lines were inspected, and filter screens were cleaned. National Ave site cranes were serviced and passed annual inspection, per Placer County requirement.

Fleet Division

In Fleet, in October, 16 work orders were completed; seven scheduled vehicle maintenance and six miscellaneous repairs. Welding was required to repair a gate post at TVRA boat ramp. VanCon #4 needed to have the large fanbelt replaced on the secondary motor fan and hydraulic pump. Numerous hours were spent over several days in support of the surplus sale, which was a colossal success; every single item sold, and we were able to put \$95,355.51 back into District coffers!


Departmentwide in October


In October we celebrated Crew Chief Toby Robinson on 14 years with the District and Leo King for passing his one-year probationary period. Both Joey Kincaid and Leo King passed their CDL tests, receiving class A driver's license, as required. All fire extinguishers have been serviced and an extinguisher use refresher class was attended by District staff. Operations sent a scary crew of ghouls to support the Boys and Girls club annual Harvest Fest celebration with Monster Trucks and lots of Treats. We would like to recognize Maintenance Technician Jorgen Jakobsen for his contribution to the District as he retires and wish him luck in his future ventures.

REVIEW TRACKING:

Submitted By: CColburn
Catherine Colburn
Operations Coordinator

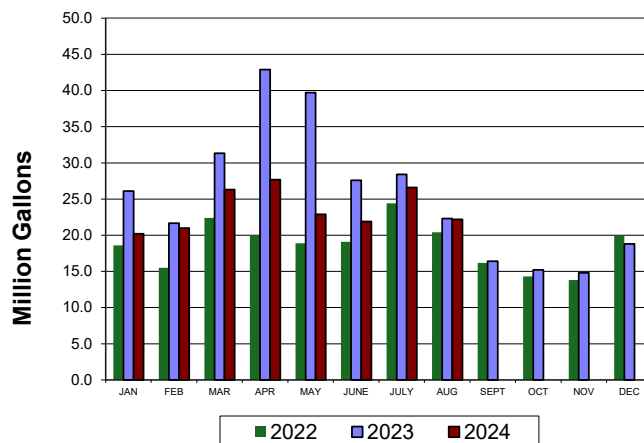
Reviewed By: 
Kenneth P. Fischer
Operations Manager

Approved By: 
Joseph J. Pomroy, P.E.
Engineering and Operations Manager

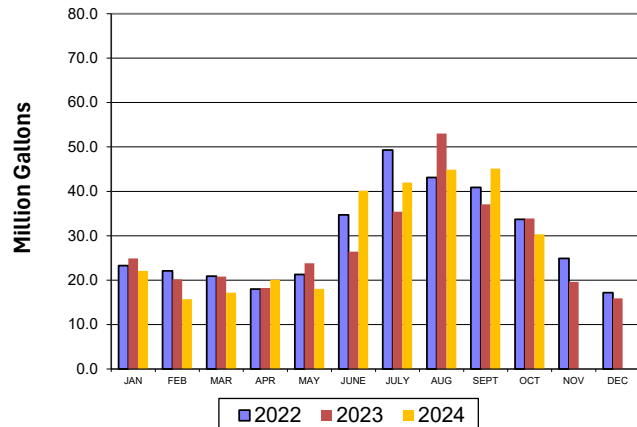
Approved By: 
Bradley A. Johnson, P.E.
General Manager/CEO

Sewer**Monthly**

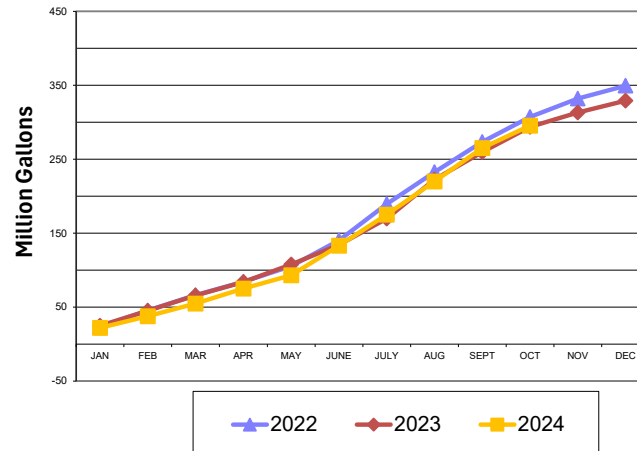
	<u>2022</u>	<u>2023</u>	<u>2024</u>
JAN	18.6	26.1	20.2
FEB	15.5	21.6	21.0
MAR	22.4	31.3	26.3
APR	19.9	42.9	27.7
MAY	18.9	39.7	22.9
JUNE	19.1	27.6	21.9
JULY	24.4	28.4	26.6
AUG	20.4	22.3	22.2
SEPT	16.2	16.4	
OCT	14.3	15.2	
NOV	13.8	14.8	
DEC	19.9	18.8	
Average	18.6	25.4	23.6
Total	223.4	305.2	188.8

2022 / 2023 / 2024 Sewer Flows**Water****Monthly**

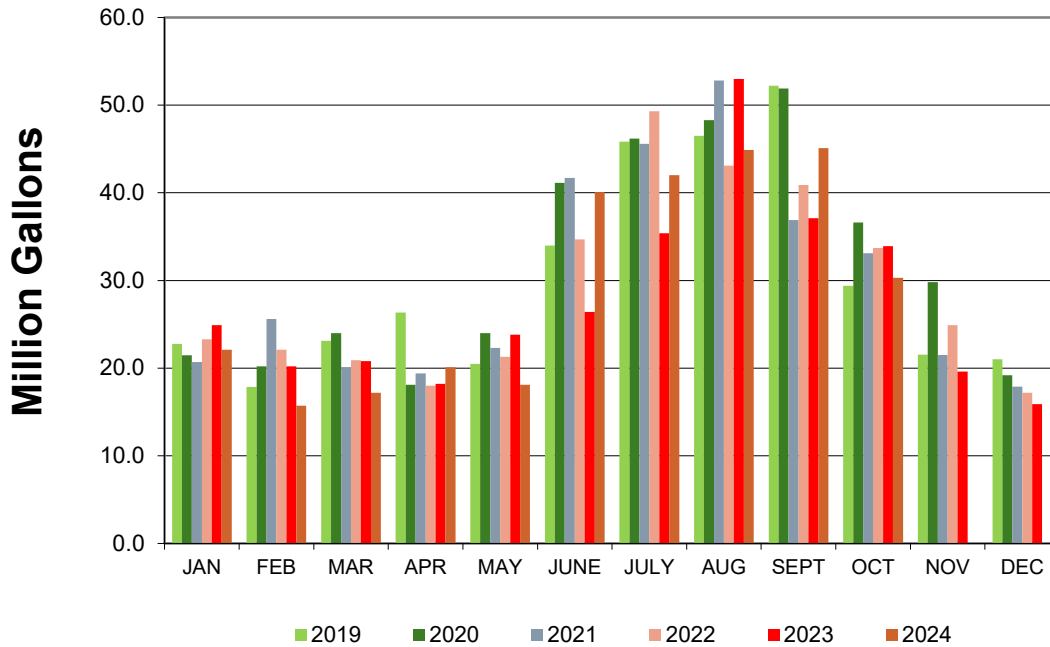
	<u>2022</u>	<u>2023</u>	<u>2024</u>
JAN	23.3	24.9	22.1
FEB	22.1	20.2	15.7
MAR	20.9	20.8	17.2
APR	18.0	18.2	20.1
MAY	21.3	23.8	18.1
JUNE	34.7	26.4	40.1
JULY	49.3	35.4	42.0
AUG	43.1	53.0	44.9
SEPT	40.9	37.1	45.1
OCT	33.7	33.9	30.3
NOV	24.9	19.6	
DEC	17.2	15.9	

**2022 / 2023 / 2024
Month To Month Water Production****Water****Cumulative**

	<u>2022</u>	<u>2023</u>	<u>2024</u>
JAN	23.3	24.9	22.1
FEB	45.4	45.1	37.8
MAR	66.3	65.9	55.0
APR	84.3	84.1	75.1
MAY	105.6	107.9	93.2
JUNE	140.3	134.3	133.3
JULY	189.6	169.7	175.3
AUG	232.7	222.7	220.2
SEPT	273.6	259.8	265.3
OCT	307.3	293.7	295.6
NOV	332.2	313.3	
DEC	349.4	329.2	

2022 / 2023 / 2024 Water Production Year To Date

Total Water Production 2019 - 2024



District Water Production

YEAR	2019	2020	2021	2022	2023	2024	2019-24 5-yr Avg	2024 vs 5 yr Avg
JAN	22.8	21.5	20.7	23.3	24.9	22.1	22.5	98%
FEB	17.8	20.2	25.6	22.1	20.2	15.7	20.3	77%
MAR	23.1	24.0	20.1	20.9	20.8	17.2	21.0	82%
APR	26.4	18.1	19.4	18.0	18.2	20.1	20.0	100%
MAY	20.5	24.0	22.3	21.3	23.8	18.1	21.7	84%
JUNE	34.0	41.2	41.7	34.7	26.4	40.1	36.3	110%
JULY	45.8	46.2	45.6	49.3	35.4	42.0	44.1	95%
AUG	46.5	48.3	52.8	43.1	53.0	44.9	48.1	93%
SEPT	52.2	51.9	36.9	40.9	37.1	45.1	44.0	102%
OCT	29.4	36.6	33.1	33.7	33.9	30.3	32.8	92%
NOV	21.6	29.8	21.5	24.9	19.6		23.5	0%
DEC	21.0	19.2	17.9	17.2	15.9		18.2	0%
Total	361	381	358	349	329	296	356	83%

MONTH: October 2024

Compiled By:

Michael Harper

Water Production:	Gallonge	Pump run	COMMENTS
National Ave. Treatment Plant	23,132,000		
Park Well	2,849,000	51.3 hrs	925.8 AVG GPM
Carnelian Well	2,244,000	195.6 hrs	196.7 AVG GPM
Dollar Inter-Tie	2,030,000		
Total Production	30,255,000		



NORTH TAHOE PUBLIC UTILITY DISTRICT

DATE: November 12, 2024

ITEM: H-7

FROM: Office of the General Counsel

SUBJECT: Legal Report

Below is a summary of noteworthy legal items for this month

1. Legislation Update

A. Prop. 218

Governor Newsom recently signed three new bills governing rate-setting under Proposition 218.

AB 1827 – Recovering Incremental Costs for Water Use: Proposition 218 prohibits water providers from imposing fees for water service that exceed the proportional cost of service to a parcel. Courts interpret this restriction to allow public agencies to allocate incremental costs associated with high water use to tiered water rates or fixed charges, provided such rate structures are supported by evidence. AB 1827 codifies this authority, providing specifically that agencies can consider the higher water usage demand of parcels, maximum potential water use, and projected peak water usage to allocate such costs. Public agencies must continue to justify these incremental costs with evidence of higher usage and increased burden.

AB 2257 – Administrative Exhaustion Procedure: California law requires that a litigant first exhaust administrative remedies prior to suing a public agency. However, California courts have previously held that Proposition 218's notice and public hearing requirements are not themselves an adequate remedy, such that a litigant is not required to object during the notice and public hearing process in order to satisfy exhaustion requirements. AB 2257 incorporates these lessons by establishing an independent administrative remedy that must be exhausted prior to any Proposition 218 litigation.

AB 2257's protections only extend to agencies that choose to meet certain specified requirements and procedures, including:

- The agency must make the proposed rates available at least 45 days prior to the deadline for a property owner to submit objections, and provide notice of the administrative remedy procedure in the public hearing notice.

- The agency must post evidence supporting the rates on the agency's website, and mail it to a property owner upon request.
- The agency must provide property owners with a minimum of 45 days in which to submit a written objection alleging noncompliance with Proposition 218.
- The agency must respond in writing to each written objection prior to the close of the public hearing during which the agency considers adopting the fee or assessment in question.

If an agency complies with the requirements of AB 2257, a potential litigant may only bring litigation after timely submission of a written objection. Further, AB 2257 limits any litigation to the administrative record of the proceedings, which avoids costly discovery and the addition of extra-record evidence.

SB 1072 – Remedies: Proposition 218 does not specify a refund procedure in the event of a violation. However, California courts have previously found that a litigant can obtain a refund for amounts paid in violation of Proposition 218. When a refund is awarded, agencies must generally pass this cost through to all rate payers as part of the agency's cost of service. SB 1072 seeks to rectify the pass-through cost by providing that an agency must instead credit ratepayers in the amount attributable to the Proposition 218 violation at any subsequent adoption of rates. Thereby reducing the agency's revenue requirement and the amount collected from ratepayers. SB 1072 applies to water, sewer, and solid waste rates.

B. California Updates Levine Act Campaign Contribution Restrictions for 2025

Governor Newsom signed a bill on September 30th that will update the State's campaign contribution law commonly known as the "Levine Act" starting on January 1, 2025. The Levine Act currently prohibits agency officers from accepting, soliciting or directing a contribution of more than \$250 from a party or participant (or their agents) (1) while a proceeding involving a license, permit, or other entitlement for use, including most contracts, is pending before the agency and (2) for 12 months after a decision. The law also contains disclosure, recusal, and other requirements applicable to an officer who has received such contributions, and similar requirements applicable to parties, participants, and their agents.

Senate Bill 1243 ("SB 1243") will make the following changes to the Levine Act in 2025:

- Raises the threshold for covered contributions to officers from \$250 to \$500;
- Extends from 14 days to 30 days the period during which an officer can return and "cure" a contribution in excess of the threshold that the officer accepted, solicited, or received during the 12 months following a final decision on a license, permit or entitlement;
- Establishes that the term "participant" excludes individuals whose only financial interest results from a change in membership dues; and
- Codifies that the term "pending," as it relates to the officer, is when:


- The item involving the license, permit, or other entitlement for use is placed on the agenda; or
- The officer knows such license, permit, or other entitlement for use is within the jurisdiction of the officer's agency, and it is reasonably foreseeable that the decision will come before the officer for a decision.
- Excludes the following contracts from the definition of "licenses, permits, or other entitlements for use" for the purposes of the Act:
 - Contracts under \$50,000;
 - Contracts between two or more government agencies;
 - Contracts where no party receives financial compensation; and
 - Periodic review or renewal of development agreements or competitively bid contracts with non-material modifications.


The current provisions of the Levine Act, including the \$250 contribution amount, remain in effect through 2024, and certain prohibitions or requirements arising from existing law may continue for up to 12 months after the law is updated as of January 1, 2025. As it did with the major update to the Levine Act in 2023, the Fair Political Practices Commission will likely need to provide guidance on certain timing issues for 2025 contributions that may relate to 2024 proceedings.

2. South San Joaquin Irrigation District ("SSJID") Condemnation Proceeding before the CA Public Utilities Commission ("CPUC")

The CPUC is currently reviewing a proposed condemnation of PG&E's electric facilities under Public Utilities Code section 851 by SSJID. This proceeding is occurring based on a stay issued by the trial court in SSJID's condemnation action. The court determined that CPUC review under section 851 (based on a public interest standard) was appropriate prior to further court proceedings. The rationale was that because section 851 review was a prerequisite to condemnation, the CPUC should act prior to further court proceedings. This would avoid potentially unnecessary court action if the CPUC determines that the public interest does not support the proposal. This is a reminder of the complicated regulatory scheme involving investor-owned utilities and potential transfers of privately owned utilities to public ownership.

REVIEW TRACKING:

Submitted By: 
 Joshua Nelson/BB&K
 District Counsel

Approved By: 
 Bradley A. Johnson, P.E.
 General Manager/CEO

**Board of Directors
Long Range Calendar**

November 2024 Dates of Interest	Date			
Tennis & Pickleball courts close for season	TBA		TVRA	
Boys and Girls Club of North Lake Tahoe Community Thanksgiving				
Community Thanksgiving - NTEC	November 28, 2024	1 P.M.-4 P.M.	NTEC	
December 2024 Dates of Interest	Date			
Community Tree Lighting - NTEC	12/6/2024	5 P.M.- 7 P.M.	NTEC	
Employee Appreciation Party	12/14/2024	6 p.m.		
NTPUD Recreation & Parks Commission and Committee Regular Joint Meeting	12/5/2024	6 p.m.	NTEC	
Toys for Tots - NTEC	12/14/2024	10 A.M.-1 P.M.	NTEC	
Winter/Spring Activity Guide release	12/20/2024			
December 10, 2024 Regular Board of Directors Meeting		Committee	D&P Committee	Committees
Review, Discuss, and Possibly Accept the Annual Independent Audit Report of Financial Statements for Fiscal Year 2023-2024 with Presentation by Brad Bartells of MUN CPAs				
Board Organizational matters - Selection of Officers, Board Committee Appointments, Meeting date/time/location				
Notice of Completion for the Brockway Drinking Water and Fire Protection Infrastructure			X	
Authorize Funding a Portion of the District's CalPERS Unfunded Pension Liability Obligation		X		
Approve Updates to the District's Substance Abuse Policies and Authorize the General Manager to Execute a Side Letter with Local 39				X
Wholesale Water Agreement with Tahoe City Public Utility District			X	
Review, Discuss, and Consider Approval of Recreation and Parks Commissioner Appointments				
January 2025 Dates of Interest	Date			
Toddler Time & Golden Hour Socials	ongoing Tuesday	a.m.	NTEC	
Winter/Spring Activity Guide Release	1/6/2023			
Nordic Nights Under the Lights	1/27/2023	1 P.M.-4 P.M.	NTEC	
Joint Special Board Meeting (TCPUD/NTPUD)				
January 14, 2025 Regular Board of Directors Meeting		Finance Committee	D&P Committee	Other Committees
Adopt Resolutions for Investment Policy (NTPUD and NTBC) for 2024				
Annual North Tahoe Building Corporation Meeting (immediately following regular meeting)				
Strategic plan status update				
Job Description & Org Chart Updates (Customer Service & NTEC)				
Authorize the General Manager to Execute a Professional Services Agreement for Trail Planning and Design				
February 2025 Dates of Interest	Date			
Toddler Time & Golden Hour Socials	ongoing Tuesday		NTEC	
CWEA Awards Dinner				

**Board of Directors
Long Range Calendar**

NTPUD Recreation & Parks Commission and Committee Special Joint Meeting				
California Parks & Recreation Society Conference	2/27-3/1			
Nordic Nights Under the Lights	2/16/2024	5:00 PM	NTRP	
February 13, 2025 Regular Board of Directors Meeting		Committee	D&P Committee	Committees
NTRP and TVRA Facility Rental Rates				
Authorize Purchase Order to Western Nevada Supply to Order FY 25 Materials				
Authorize Purchase Order to Badger Meter to Order FY 25 Materials				
Accept Independent Audit Report of the Money Purchase Pension Plan for Calendar Year 2022				
Mid-Year Budget Parameter Update				
LAFCO Nominations				
Award a Construction Contract and Authorize the General Manager to Execute the Agreement for the Trout Avenue Fire Protection Water Infrastructure Project				
March 2025 Dates of Interest	Date			
Toddler Time & Golden Hour Socials	ongoing Tuesday			
SnowFest! Kings Beach Pancake Breakfast/Parade				
Special Districts Risk Management Authority (SDRMA) Spring Education Day				
Annual Joint Sewer Facilities (JSF) D&P Committee Meeting with TCPUD Sewer & Water				
NLTPFA Meeting				
Budget Workshop				
Nordic Nights Under the Lights				
Family Game Night				
Spring Scavenger Hunt				
California Parks & Recreation Society Conference	3/18-3/21			
March 11, 2025 TBD Regular Board of Directors Meeting	11am-1pm			
Approve General Liability Insurance and Property Insurance Program for 2024/2025 (effective April 1, 2025)				
Draft Fiscal Year 2024/25 Strategic Focus and Budget Parameters				
Annual Public Hearing on Open Positions and Recruitment Status				
North Tahoe Event Center Status Update and Strategic Review				
Service to the New Watermains as Part of the 2025 Trout Avenue Watermain Replacement Project			X	
April 2025 Dates of Interest	Date			
Form 700s are due April 1	4/1			
Toddler Time & Golden Hour Socials				

**Board of Directors
Long Range Calendar**

California Park and Recreation Society Annual Conference				
NTPUD Recreation & Parks Commission and Committee Regular Joint Meeting				
Semi-Annual Employee Meeting				
TVRA 2024 Operations & fees				
Special Board Meeting - Fiscal Year 2025/26 Captial Improvement Project Budget Workshop and Tour (tentative)	TBD			
April 8, 2025 Regular Board of Directors Meeting		Committee	D&P Committee	Committees
Award a Construction Contract for the Replacement of Asphalt Concrete in Various Locations			X	
LAFCO representatives selection				
Items with dates pending				
California Fair Political Practices Commission Ethics Training (AB 1234) by General Counsel, Joshua Nelson, Best Best & Krieger LLP (Required every two years; Due 9/12/2025)				
Interagency Agreement with Tahoe Conservancy for Fuels Management for Infrastructure				
Anti Harrassment Training Workshop for Board (AB1661) (Required every two years; Due September 2026)				
GM Eval (May-June)				
Biennial Filing - Amend Conflict of Interest Code September 2026				
Employee Anniversary Award 10/12/25 - Joe Pomroy - 5 years				
Employee Anniversary Award 10/18/25 - Toby Robinson - 15 years				
Employee Anniversary Award 11/9/25 - Lori Pommerenck - 5 years				
Employee Anniversary Award 12/30/25 - Justin Broglio - 5 years				