



NORTH TAHOE PUBLIC UTILITY DISTRICT

OPINION RESEARCH AND SURVEY OF PROPERTY OWNERS

DECEMBER 2016

PREPARED FOR:

NORTH TAHOE PUBLIC UTILITY DISTRICT

875 NATIONAL AVENUE
TAHOE VISTA, CA 96148

PREPARED BY:

SCIConsultingGroup

4745 MANGELS BOULEVARD
FAIRFIELD, CALIFORNIA 94534
PHONE 707.430.4300
FAX 707.430.4319
www.sci-cg.com

All rights reserved. No part of this work may be reproduced or copied in any form or by any means – graphic, electronic or mechanical, including any photocopying, recording, taping or information storage and retrieval systems – without permission of SCI Consulting Group.

SCI Consulting Group

4745 Mangels Boulevard

Fairfield, CA 94534

PH: 707.430.4300

FAX: 707.430.4319

TABLE OF CONTENTS

LIST OF FIGURES	IV
INTRODUCTION	1
PURPOSE.....	1
SUMMARY OF RESULTS AND RECOMMENDATION	2
METHODOLOGY	3
SAMPLE.....	3
DATA COLLECTION METHOD.....	3
MARGIN OF ERROR.....	4
SPECIAL TAX FUNDING OVERVIEW	5
OVERALL SUPPORT FOR A SPECIAL TAX BY PROPOSED RATE	5
BENEFIT ASSESSMENT FUNDING OVERVIEW	6
BENEFIT ASSESSMENT OVERVIEW	6
SURVEY RESULTS ADJUSTED TO PROJECT WEIGHTED BALLOT OUTCOME	7
SURVEY FINDINGS.....	8
TYPES OF PROPERTY AND WEIGHTED VOTES THEY HOLD	8
FIRST SURVEY QUESTION	9
OVERALL SUPPORT BY PROPOSED RATE.....	9
DETAILED SUPPORT BY PROPOSED RATE	10
OVERALL WEIGHTED SUPPORT BY OWNER TYPE	11
OVERALL SUPPORT BY AREA AND DIVISIONS	12
SUPPORT BY AGE.....	14
SUPPORT BY YEARS IN RESIDENCE	15
SUPPORT BY POLITICAL PARTY AFFILIATION	15
SUPPORT FROM SINGLE-FAMILY HOMEOWNERS ONLY.....	16
SERVICE PRIORITIES.....	18
NORTH TAHOE EVENT CENTER.....	20
NTEC SUPPORT BY PROPOSED ASSESSMENT	20
OTHER FINDINGS.....	22
RECOMMENDATIONS	24
PARKS AND RECREATION FACILITIES AND SERVICES ARE DESIRED.....	24
RATE RECOMMENDATIONS	24
INFORMATIONAL OUTREACH	26

LIST OF FIGURES

FIGURE 1 – DETAILED OVERALL SUPPORT BY PROPOSED RATE FOR A SPECIAL TAX	5
FIGURE 2 – WEIGHTED ASSESSMENT BY PROPERTY TYPE	8
FIGURE 3 – OVERALL SUPPORT BY PROPOSED RATE.....	10
FIGURE 4 – DETAILED OVERALL SUPPORT BY PROPOSED RATE.....	11
FIGURE 5 – WEIGHTED SUPPORT BY OWNER TYPE.....	12
FIGURE 6 – DETAILED OVERALL SUPPORT BY PROPOSED ZONE	13
FIGURE 7 – SUPPORT BY PROPOSED RATE AND AGE	14
FIGURE 8 – SUPPORT BY PROPOSED RATE AND YEARS IN RESIDENCE	15
FIGURE 9 – SUPPORT BY PROPOSED RATE AND POLITICAL PARTY.....	16
FIGURE 10 – SUPPORT BY PROPOSED RATE, SINGLE-FAMILY HOMEOWNERS ONLY	17
FIGURE 11 – DETAILED SUPPORT BY PROJECTS AND ISSUES FOR ALL RESPONDENTS	19
FIGURE 12 – DETAILED SUPPORT FOR NORTH TAHOE EVENT CENTER BY PROPOSED RATE	21
FIGURE 13 – DETAILED SUPPORT FOR NORTH TAHOE EVENT CENTER BY HOMEOWNER TYPE ...	21
FIGURE 14 – COMMENTS RECEIVED FROM RESPONDENTS IN FAVOR OF MEASURE.....	23
FIGURE 15 – COMMENTS RECEIVED FROM RESPONDENTS IN OPPOSITION TO MEASURE.....	23

INTRODUCTION

PURPOSE

This report presents the findings of a scientific survey of property owners and registered voters in the North Tahoe Public Utility District (District) conducted by SCI Consulting Group (SCI).

The primary purposes of the study were to:

- Evaluate the support, desires, and priorities of property owners and voters within the District with respect to the proposed parks and recreation improvements and services.
- Measure the relative level of support and priorities of property owners and voters overall in the area by type of property owner and voter.
- Measure the level of financial support for the proposed parks and recreation improvements and services.

The surveys were sent out with an informational page that provided an overview of the **District's** parks and recreation facilities and services. There were two versions of the survey, each presenting one of two proposed annual assessments, \$47.00 and \$94.00 (corresponding to two different levels of proposed services) per single family home, and tiered rates for other property types, in conjunction with the identified financial needs of the District.

The information page that accompanied the survey questionnaire provided details regarding the history and composition of the District, a brief discussion of current funding and cost cutting efforts to date, outlined the issues faced by the District in operating the North Tahoe Event Center, and identified the financial needs of the District. Finally, there was information provided regarding how the funding would be used, should a revenue measure pass. Every effort was made to keep the information factual and to avoid the impression of advocating for a potential measure.

After a brief overview of the methodology employed in the survey, this report presents a summary of the key survey findings. The survey utilized a mailed survey approach because SCI has found this survey technique to more closely, and accurately, model actual results for a ballot proceeding.

SUMMARY OF RESULTS AND RECOMMENDATION

The highest support comes from residential single family property owners who reside outside of the District. 54.6% of out-of-town homeowners supported the proposed measure at the \$47 rate, while 44.0% of out-of-town homeowners supported the \$94 rate. The survey found very low levels of support from apartment and commercial property owners. The overall weighted ballot support for the proposed funding measure as a property-owner balloting (i.e. Benefit Assessment) was 43.9% at the \$47 rate, and 43.2% at the \$94 rate.

Overall support for a Special Tax for the proposed ballot measure at the \$47 rate is 47.6%, while support for the \$94 rate is 42.3%. The survey found the highest support among renters – registered voters who do not own property in the District; this group supported the proposed Special Tax measure at 63.7%, combined between both versions. The survey found very low levels of support from apartment, commercial, and single family homeowners for a Special Tax.

The survey results show that the proposed services and improvements are desired and valued by the community, but there is not a willingness to invest in these services and improvements at the proposed rates. The support levels are below the minimum weighted ballot threshold of 50% for a Benefit Assessment, and well below the minimum ballot threshold of 66.7% support needed for a Special Tax. Based on these results, and as described in more detail below, we recommend the District does not proceed with a funding measure at this time.

SCI recommends the District continue to provide and improve its services and facilities within its limited budget, and enhance its outreach and engagement with the community. Also, the District should explore all funding opportunities that do not require traditional balloting. Finally, after carefully considering making adjustments to the rate and composition of the proposed funding measure, the District may re-evaluate the potential to move forward with a balloted funding measure in 2-4 years.

METHODOLOGY

The survey was designed to simulate the specifics of a property owner weighted ballot proceeding for a Benefit Assessment in the District, and also gather registered voter input for a proposed annual Special Tax to continue funding and improve the services currently provided. There were two versions of the survey, each presenting one of two proposed annual assessments, \$47 and \$94 (corresponding to two different levels of proposed services) per single family home, and tiered rates for other property types, in conjunction with the identified financial needs of the District. Nine local zones were also defined within the District, applying a proportional factor based on proximity to District parks and facilities to the proposed assessments for Individual properties. The survey accounts for the unique participant response pool, effect of ballots weighted by proposed assessment amount, one ballot per household and other unique aspects of the Benefit Assessment ballot proceeding, while also testing the universe of the registered voter response pool. In this way, the survey results will be predictive in evaluating the support an assessment measure or tax measure would likely receive in the actual mailed-ballot election.

SAMPLE

SCI created a stratified sample pool that included nearly everyone who owns assessable property in North Tahoe Public Utility District, and the vast majority of the qualified registered voters in the District. The sample was designed to draw from the property owners and voters eligible to participate in the election proceeding for this funding mechanism.

Next, two sub-samples were created from this pool. Each sub-sample was designed to test different levels of support at two annual assessment levels (\$47 and \$94 per single family dwelling) corresponding to two different levels of service. All sub-samples for this research project were created using a randomized, stratified approach designed to replicate the profile of voter demographics within the District.

DATA COLLECTION METHOD

Surveys were designed as a mail-based survey to replicate the mailed-ballot proceeding that would be used if the District proceeded with a Benefit Assessment or Special Tax measure. On November 8, 2016, 6,692 surveys were mailed to North Tahoe Public Utility District property owners and registered voters.

The survey included general information about the funding measure and a questionnaire with an enclosed postage-paid return envelope. This data collection method closely mirrors

the mailed-ballot proceeding and has proven to be highly reliable for predicting the results from an actual Benefit Assessment or mailed-ballot Special Tax ballot measure. It also included a website address so property owners could answer it online if they preferred that to mailing in their response.

961 surveys have been received from the property owners and registered voters, representing a response rate of over 14%. This response rate is generally consistent with **SCI's** experience from other similar survey projects, and is significantly higher than the typical response rate of approximately 5% for a telephone survey.

MARGIN OF ERROR

The overall statistical margin of error for the results presented in this report is 2.98%. This margin of error means that there is a 95% certainty that the actual levels of support in North Tahoe Public Utility District are $\pm 2.98\%$ from the results presented in this report.

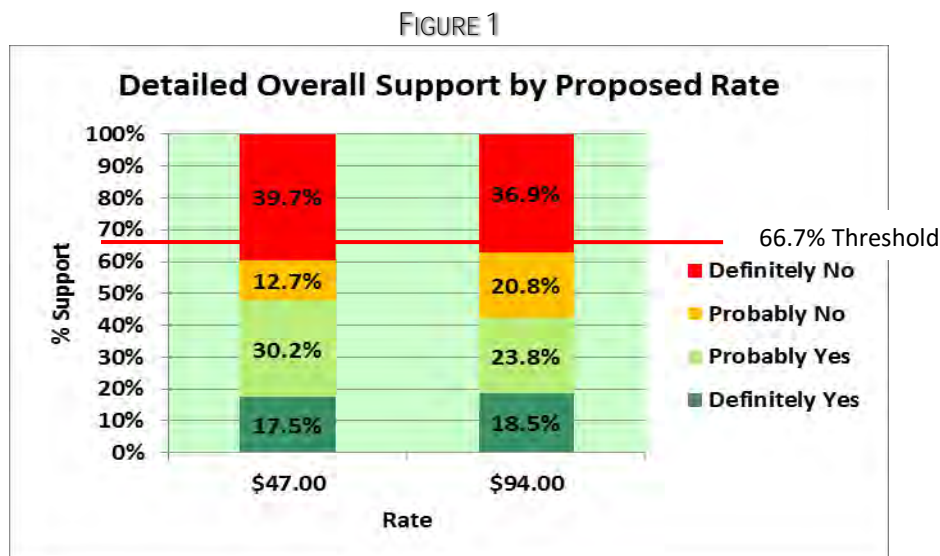
SPECIAL TAX FUNDING OVERVIEW

One funding mechanism being considered in this study is a Special Tax or parcel tax. Special Taxes are a common local funding alternative for parks and recreation facilities and services, and such taxes have been approved in many other areas in California. Parcel taxes are levies on real property that can be based on either a flat or tiered methodology for the services to be funded by the levy. Such taxes for parks and recreation have a long history of use in California.

A parcel tax is decided by registered voters in the District, typically in a one-day election or a mailed ballot election, and it requires 66.7% voter support. In an election to approve a parcel tax, only registered voters are eligible to vote. This includes tenants who will not pay the proposed tax, and excludes property owners such as business owners, apartment owners and others who will have to pay the tax. Because non-owner voters have a significant say in parcel tax elections and many other property owners who would pay the taxes are excluded from the voting, the Howard Jarvis Taxpayers Association (“HJTA”), via Proposition 13, established a two-thirds (super-majority) requirement for parcel tax elections.

OVERALL SUPPORT FOR A SPECIAL TAX BY PROPOSED RATE

Figure 1 below shows the detailed level of projected support for each rate tested. This figure shows that around 18% of the respondents are a solid yes in favor of a Special Tax for the proposed measure, but also that more of the “yes” voters are in the “Probably Yes” category, which may indicate that they could be influenced by a community outreach campaign.



Rate	Definitely Yes	Probably Yes	Total Percent Support	Probably No	Definitely No	Total Percent Oppose
\$47.00	17.5%	30.2%	47.6%	12.7%	39.7%	52.4%
\$94.00	18.5%	23.8%	42.3%	20.8%	36.9%	57.7%

Figure 1 (continued)

BENEFIT ASSESSMENT FUNDING OVERVIEW

BENEFIT ASSESSMENT OVERVIEW

The primary funding mechanism being considered in this study is a Benefit Assessment. Benefit assessments are a common local funding alternative for park, open space and recreational services and such assessments have been approved in many other areas in California. **Benefit assessments are levies on real property that are based on the “special benefit” each property receives from the park and recreational services to be funded by the assessments.** Such assessments for park maintenance and other services have a long history of use in California.

The application of special benefits generally means that the amount of proposed assessment will not be uniform for all properties. Properties that are deemed to receive greater benefit (larger properties and properties with higher numbers of dwelling units) will typically have relatively higher assessments.

The Benefit Assessment is different from other revenue vehicles in its makeup, design, and voter participation. In short, it is charges levied upon parcels of real property to pay for benefits the parcels receive from local improvements and services. The charge is derived

from the “**special benefit,**” or a particular and distinct benefit over and above general benefits conferred on real property located in the county or to the public at large. All property owners who would pay the proposed assessments are eligible to vote. Furthermore, the method of voting is through a mailed ballot procedure by which every property owner receives a ballot indicating the total amount of the proposed assessment for their property. The property owners who cast their ballots are voting based on the total dollar amount of their proposed assessment. Therefore, the results are determined by a weighting of total proposed assessments of the returned ballots. In order for the Benefit Assessment to pass, a majority of the weighted amount of the proposed assessments of the returned ballots is needed.

In other words, the weighting of assessment ballots is the equivalent of one vote per dollar of proposed assessment. If the proposed assessment is \$133.31 per home and 30% of that for a vacant lot, an owner of a single family home could cast a ballot that is worth \$133.31 in weighted votes, and the owner of a vacant lot could cast a ballot that is worth 30% of that, or \$39.99 in weighted votes.

SURVEY RESULTS ADJUSTED TO PROJECT WEIGHTED BALLOT OUTCOME

This survey was specifically designed to predict the outcome of a Benefit Assessment mailed-ballot proceeding, including the relatively higher weighted ballots for the owners of larger business and investment properties and the likely participation rates for various types of property owners. Unless otherwise noted, the level of support presented in this study is the projected actual weighted ballot result for the overall measure, including ballots from the owners of residential property, businesses, apartments, investment property and other properties.

SURVEY FINDINGS

Before discussing the survey findings, it is helpful to review the types of property in the surveyed area and their respective “weighted” votes.

TYPES OF PROPERTY AND WEIGHTED VOTES THEY HOLD

The following Figure presents the percentage of overall weighted “votes” for each type of property surveyed. As shown, in the areas surveyed, single family residential owners represent approximately 79.2% of the overall weighted vote, apartment and investment property represents only 10.8%, business and industrial properties represent 7.4%, there are no large property owners, and agricultural and other properties (mostly vacant properties) represent 2.6%.

FIGURE 2 – WEIGHTED ASSESSMENT BY PROPERTY TYPE – OVERALL *

Property Type	Percent of Vote
Single Family Residential	79.2%
Apartment and Investment Property	10.8%
Business and Industrial	7.4%
Large Property Owners	0.0%
Agricultural and Other	2.6%
Total	100.0%

* Note: Weighting of assessments and “votes” is based on likely assessment methodology based on experience by SCI.

FIRST SURVEY QUESTION

After voter propensity was calculated, based on voter turnout for various prior elections, the survey questionnaire and informational sheets were finalized and mailed. The survey documents were mailed to a stratified sample of property owners, and registered voters who reside within the District boundaries. In the survey, recipients were first asked whether they would support or oppose a proposal to pay an annual assessment for .

The first survey question on the proposed local funding measure for parks and recreation facilities and services was as follows:

Survey Version 1 (\$47), Question #1 (First Survey Question)

In order to:

- *Maintain and improve local parks, trails, sports fields and other recreation facilities; and*
- *Provide more recreation opportunities for youth and seniors; and*
- *Improve and maintain boat and kayak launching facilities at Tahoe Vista Recreation Area;*

would you support a new annual assessment, in addition to the current Measure C CFD tax, on your property in the amount of _____, including future annual adjustments for inflation equal to the Consumer Price Index, not to exceed 3%?*

Survey Version 2 (\$94), Question #1 (First Survey Question)

In order to:

- *Maintain, improve and upgrade local parks, trails, sports fields and other recreation facilities; and*
- and*
- *Provide more recreation opportunities for youth and seniors; and*
- *Improve and maintain boat and kayak launching facilities at Tahoe Vista Recreation Area; and*
- *Add park amenities to improve recreational opportunities;*

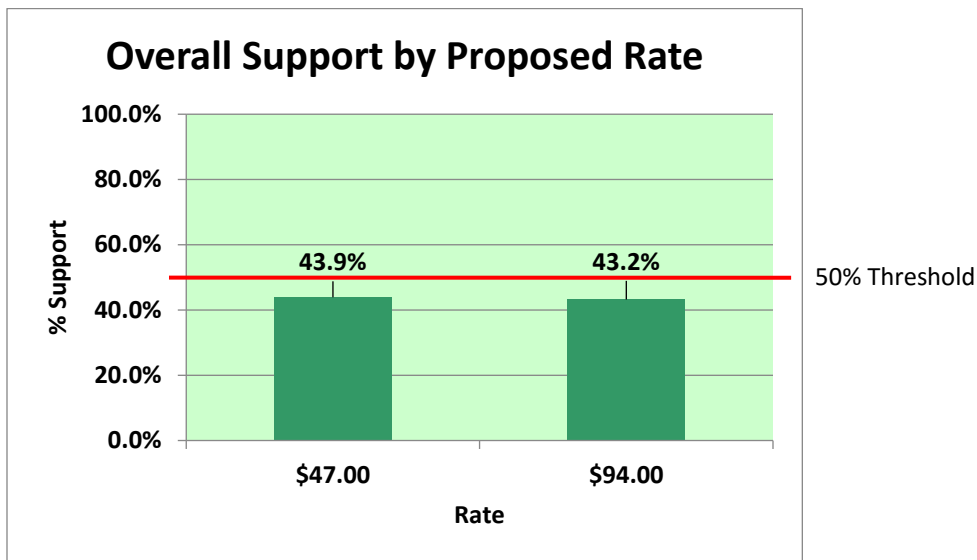
would you support a new annual assessment, in addition to the current Measure C CFD tax, on your property in the amount of _____, including future annual adjustments for inflation equal to the Consumer Price Index, not to exceed 3%?*

OVERALL SUPPORT BY PROPOSED RATE

As noted, two rates were tested for this project in the amounts of \$47 and \$94. Figure 3 below shows the overall level of projected weighted support for each rate tested. This chart shows that the overall level of support for the \$47 and \$94 is very close, indicating a relatively

low price sensitivity, however, neither meets the 50% weighted votes threshold for a Benefit Assessment.

Figure 3



Rate	Percent Support	Percent Oppose
\$47.00	43.9%	56.1%
\$94.00	43.2%	56.8%

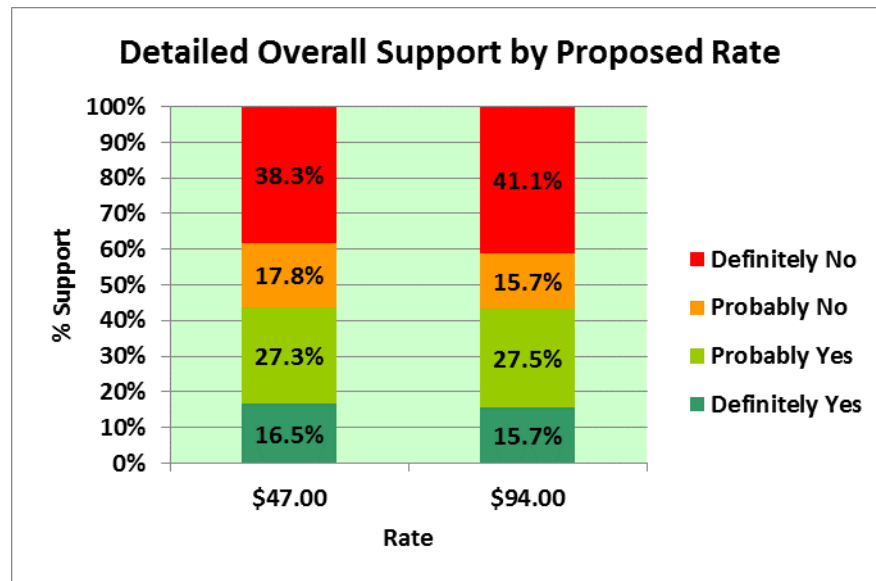
DETAILED SUPPORT BY PROPOSED RATE

Figure 4 below shows the detailed level of projected support for each rate tested. This figure shows that around 16% of the respondents are a solid yes in favor of the proposed measure, but also that more of the “yes” voters are in the “Probably Yes” category, which may indicate that they could be influenced by a community outreach campaign.

A larger than average percentage of voters responded definitively that they would not vote for a funding measure. Unfortunately, SCI has found that most often these respondents will vote no on the actual ballot measure regardless of any further information presented to them. This is of considerable concern, and is an indication that a successful funding measure is not achievable at this time. However, a moderate percentage of negative respondents were in the “Probably No” category. Additional information and outreach to more fully inform

residents and voters about the need for continued funding for parks and recreation facilities and services could serve to improve support over time.

FIGURE 4



Rate	Definitely Yes	Probably Yes	Total Percent Support	Probably No	Definitely No	Total Percent Oppose
\$47.00	16.5%	27.3%	43.9%	17.8%	38.3%	56.1%
\$94.00	15.7%	27.5%	43.2%	15.7%	41.1%	56.8%

OVERALL WEIGHTED SUPPORT BY OWNER TYPE

Figure 5 provides more detail on the survey findings from all property owners. As shown, the highest support is from Single Family homeowners and Agricultural and Other including vacant properties, however the share of the vote held by Agricultural and Other properties is very small. As shown, Single family homeowners who live outside the District support the proposed measure at a slightly higher rate, but not above the 50% threshold. Very low support was found from other types of property owners.

FIGURE 5 – WEIGHTED SUPPORT BY OWNER TYPE

Property Type	Percent of Vote	Weighted Support
Single Family Residential	79.2%	47.7%
Apartment and Investment Property	10.8%	24.1%
Business and Industrial	7.4%	31.4%
Large Property Owners	0.0%	0.0%
Agricultural and Other	2.6%	48.5%
Total	100.0%	43.6%

Property Type	Percent of Vote	Weighted Support
Single Family Homeowners IN District	19.5%	43.2%
Single Family Homeowners OUT District	59.7%	49.3%

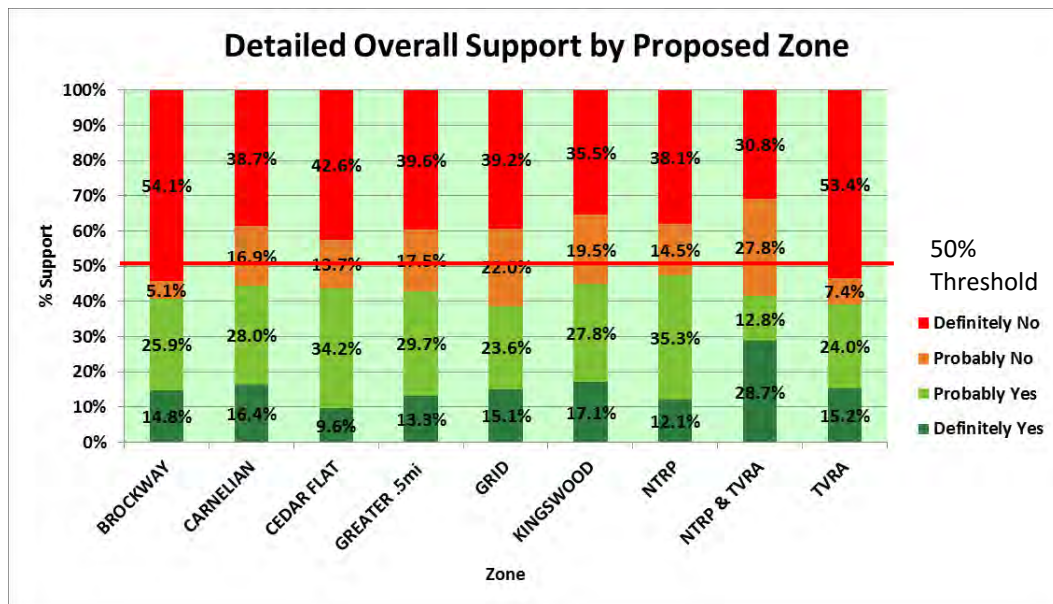
OVERALL SUPPORT BY AREA AND DIVISIONS

The survey tested the overall support in the entire District. The table below shows support levels for the two rates combined (\$47 and \$94) reported by the 9 zones developed for the proposed assessment:

- Brockway – Properties in vicinity to the Nevada state line near Speedboat Beach
- Carnelian – Properties within vicinity of Carnelian Bay
- Cedar Flat – Properties west of Carnelian Bay
- Greater .5mi – Properties near NTRP and TVRA but more than .5mi away from either NTRP or TVRA and not within any of the other zones
- Grid – Properties in Kings Beach area in vicinity to the region known as “The Grid”
- Kingswood – Properties in general vicinity of the Kingswood Village subdivision
- NTRP – Properties within a half mile of North Tahoe Regional Park
- NTRP & TVRA – Properties within a half mile of both the Regional Park and Tahoe Vista Recreation Area
- TVRA – Properties within a half mile of Tahoe Vista Recreation Area

Figure 6 below shows that the overall level of projected support does not meet the required ballot threshold of 50% for a Benefit Assessment in any of the 9 zones. The highest support is found among the properties closest to the North Tahoe Regional Park where owners supported the proposed assessment at a combined average of 47.4%.

FIGURE 6 – OVERALL SUPPORT BY AREA, BOTH RATES COMBINED

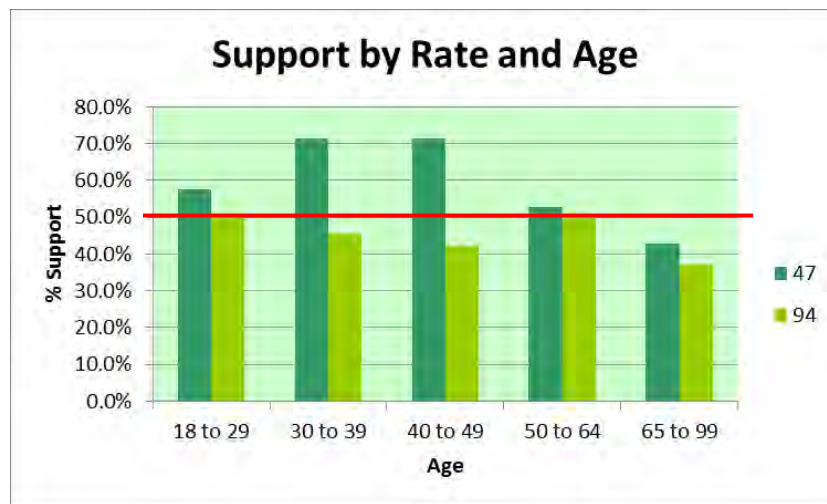


ZONE	Percent Support	Percent Oppose
BROCKWAY	40.7%	59.3%
CARNELIAN	44.4%	55.6%
CEDARFLAT	43.7%	56.3%
GREATER .5mi	43.0%	57.0%
GRID	38.7%	61.3%
KINGSWOOD	45.0%	55.0%
NTRP	47.4%	52.6%
NTRP & TVRA	41.4%	58.6%
TVRA	39.2%	60.8%

SUPPORT BY AGE

Figure 7 presents an analysis of levels of support from registered voters by age groupings. This data demonstrates that only the 30-39 age group shows support for the proposed measure, while all other age groups fall below the two thirds required at both rates. The table at the bottom of the page shows the number of registered voters in the District by age groups.

FIGURE 7



Rate	18 to 29	30 to 39	40 to 49	50 to 64	65 to 99
\$47.00	57.6%	71.4%	71.4%	52.6%	42.9%
\$94.00	50.0%	45.5%	42.3%	50.0%	37.2%

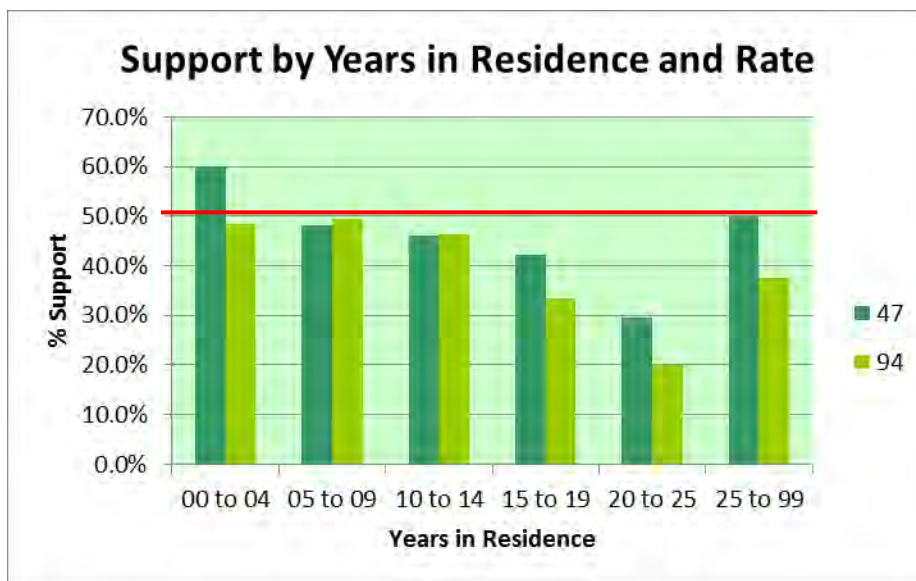
Age Range	Number of Voters	Percent
18 to 29	482	16.6%
30 to 39	479	16.5%
40 to 49	464	16.0%
50 to 64	827	28.5%
65 to 99	646	22.3%
Total	2,898	100.0%

Source: Placer County Registrar of Voters

SUPPORT BY YEARS IN RESIDENCE

Figure 8 presents an analysis of levels of support from property owners by years in residence and rate. The chart shows that only new homeowners who have lived in their properties for less than 5 years support the proposed measure at a level equal to or higher than the 50.0% weighted ballot threshold for a Benefit Assessment. The figure below shows that for many property owners, there is a drop-off in support with greater number of years spent in residence.

FIGURE 8

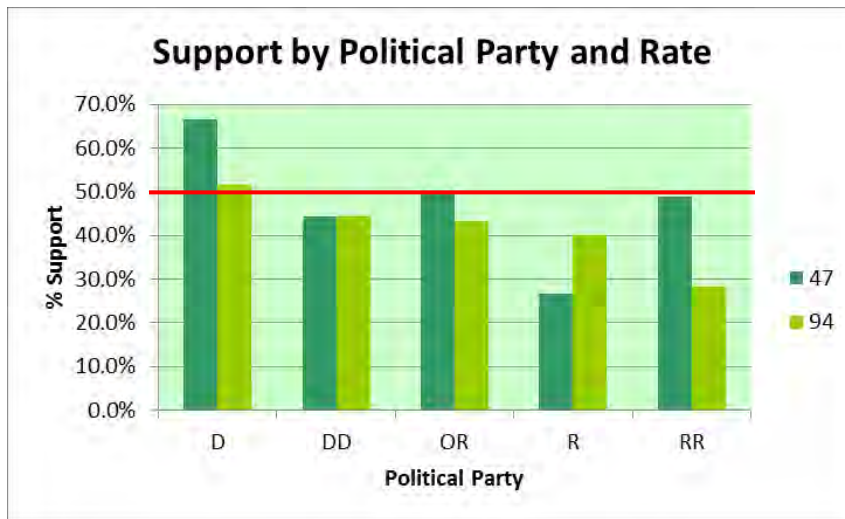


Rate	00 to 04	05 to 09	10 to 14	15 to 19	20 to 25	25 to 99
\$47.00	60.0%	48.0%	46.0%	42.1%	29.6%	50.0%
\$94.00	48.4%	49.5%	46.4%	33.3%	20.0%	37.5%

SUPPORT BY POLITICAL PARTY AFFILIATION

Figure 9 presents the analysis of levels of support by political party affiliation of the registered voters. This data shows that Democrat voters show more support for the proposed measure. Overall the support is below 50% for the other two political party groups, with slight price sensitivity between the two rates. The table at the bottom of the page shows the number of registered voters in the District by political party affiliation.

FIGURE 9



Source: Placer County Registrar of Voters

Note:
 D = One Democrat in residence
 DD = Two Democrats in residence
 OR = Neither Democrat nor Republican in residence (e.g. Green, Reform, Independent)
 R = One Republican in residence
 RR = Two Republicans in residence

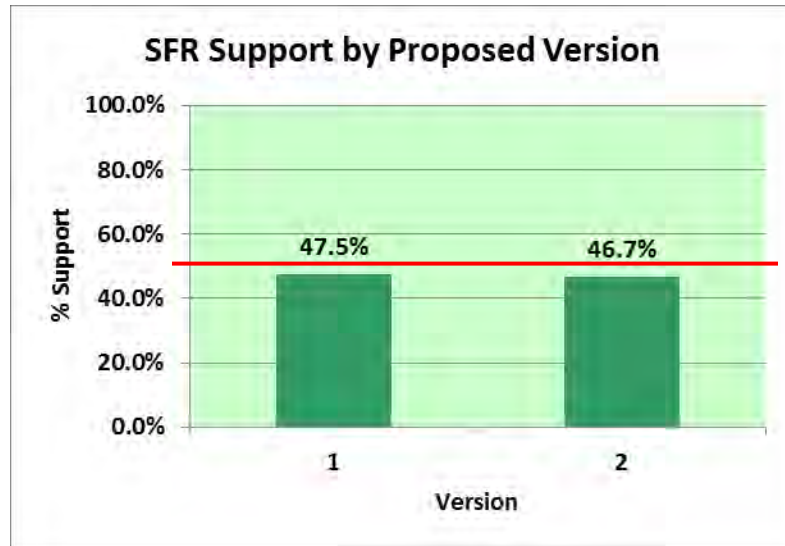
Political Party	Number of Voters	Percent
Democrat	1,230	42.4%
Republican	582	20.1%
Other	177	6.1%
Decline to state	910	31.4%
Total	2,899	100.0%

SUPPORT FROM SINGLE-FAMILY HOMEOWNERS ONLY

Figure 10 below summarizes the level of support from single-family homeowners only for the proposed measure. It is important to note that the percentage of support displayed in these tables does not include other property owners, such as business, vacant and apartment owners. The analysis for single-family homeowners only is presented as an important datum to evaluate levels of support versus other measures, areas, etc.

As shown in this Figure, support from single family homeowners was 47.5% for the \$47 rate, and 46.7 for the \$94 rate. This level of support for the proposed improvements is low when compared to similar measures in similar areas.

FIGURE 10 – SUPPORT, SINGLE-FAMILY HOMEOWNERS ONLY



SERVICE PRIORITIES

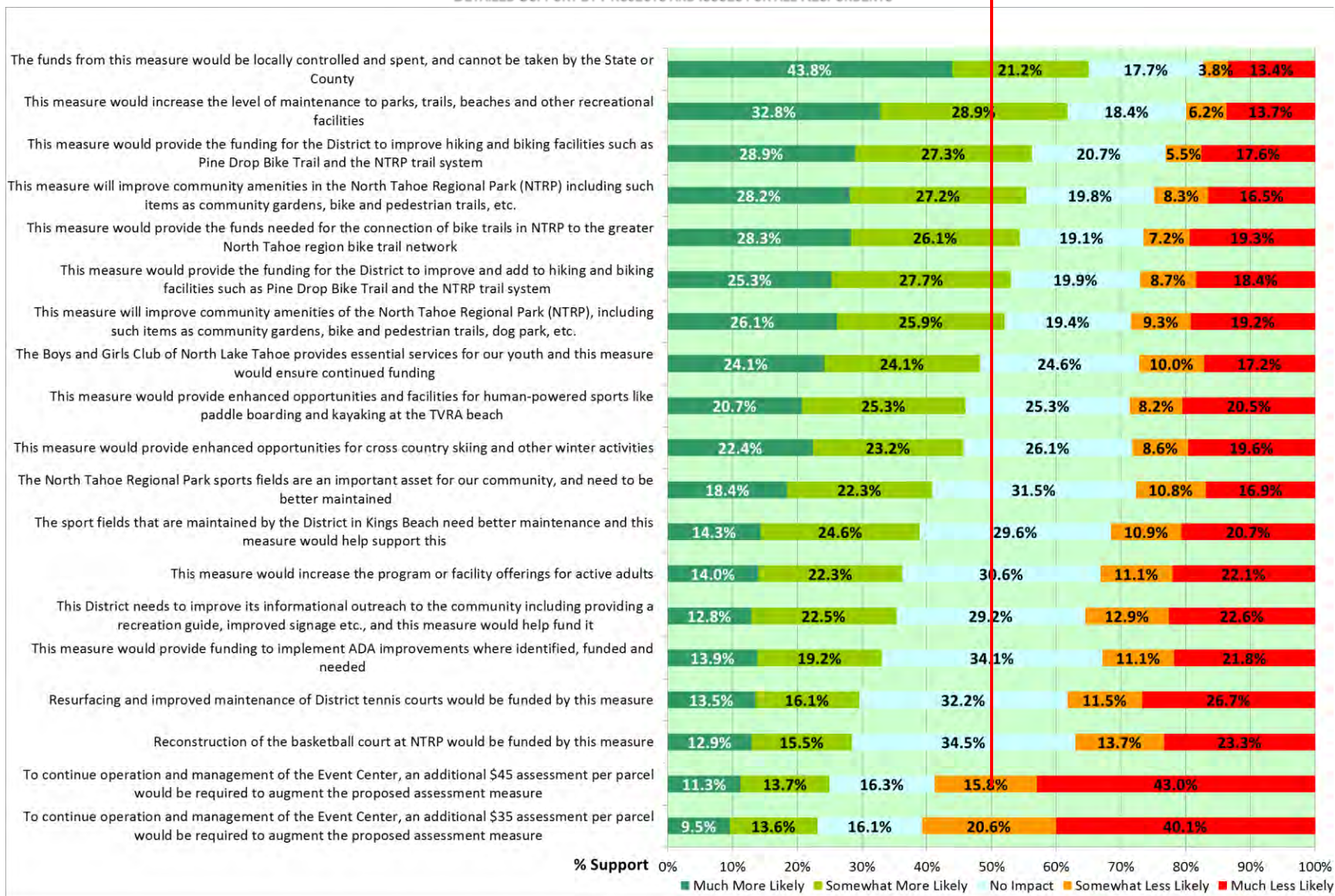
After indicating their degree of support for the measure, respondents were presented with a list of parks and recreation facilities and/or services, and were asked to indicate their degree of support for each proposed improvement or feature. These questions were asked even of those respondents who indicated that they intended to vote against the measure. This ensures that the parks and recreation services priority ratings reflect the overall community priorities, not just the interests of those who intend to vote for the measure. As the figure on the following page illustrates, the top priorities and features, garnering around 55% favorable responses or better, were:

- The funds from this measure would be locally controlled and cannot be taken by the State or the County
- This measure would increase the level of maintenance to parks, trails, beaches and other recreational facilities
- This measure would provide the funding for the District to improve hiking and biking facilities such as Pine Drop Bike Trail and the NTRP trail system
- This measure will improve community amenities in the North Tahoe Regional Park (NTRP) including such items as community gardens, bike and pedestrian trails, etc.
- This measure would provide the funds needed for the connection of bike trails in NTRP to the greater North Tahoe region bike trail network

These project priorities provide important insight to the community. Fiscal responsibility is the greatest concern in the community; survey respondents indicated that they want assurances that the funding will be used solely by the District for parks and recreation facilities and services. The other top priorities relate to maintaining and improving general park and beach maintenance, as well as the North Tahoe Regional Park facilities. The results for all the projects, issues and arguments are summarized in Figure 11.

FIGURE 11 – PROPERTY OWNER AND VOTER PRIORITIES

DETAILED SUPPORT BY PROJECTS AND ISSUES FOR ALL RESPONDENTS



NORTH TAHOE EVENT CENTER

Both versions of the survey included a question regarding an additional assessment to allow the District to maintain full operation and control of the North Tahoe Event Center (NTEC). Respondents were asked to indicate their degree of support for the proposed additional assessment; the question was as follows:

Survey Version 1, Question #11 (\$35)

Additionally, NTPUD is considering a public/private partnership for the operation and management of the North Tahoe Event Center due to revenue shortfall and the facility's operational costs. However, in order for the District to continue operation and management of the Event Center, an additional \$35 assessment per parcel would be required to augment the proposed assessment measure.

Survey Version 2, Question #13 (\$45)

Additionally, NTPUD is considering a public/private partnership for the operation and management of the North Tahoe Event Center due to revenue shortfall and the facility's operational costs. However, in order for the District to continue operation and management of the Event Center, an additional \$45 assessment per parcel would be required to augment the proposed assessment measure.

NTEC SUPPORT BY PROPOSED ASSESSMENT

As noted, two additional assessment rates were tested for this question in the amounts of \$35 and \$45. Figure 12 below shows the overall level of support for an additional assessment to retain full public control of the Event Center.

As shown in this Figure, support for both the \$35 additional assessment and the \$45 additional assessment is low. When compared to the other seventeen sub-questions, the Event Center tested as the lowest supported questions in the survey.

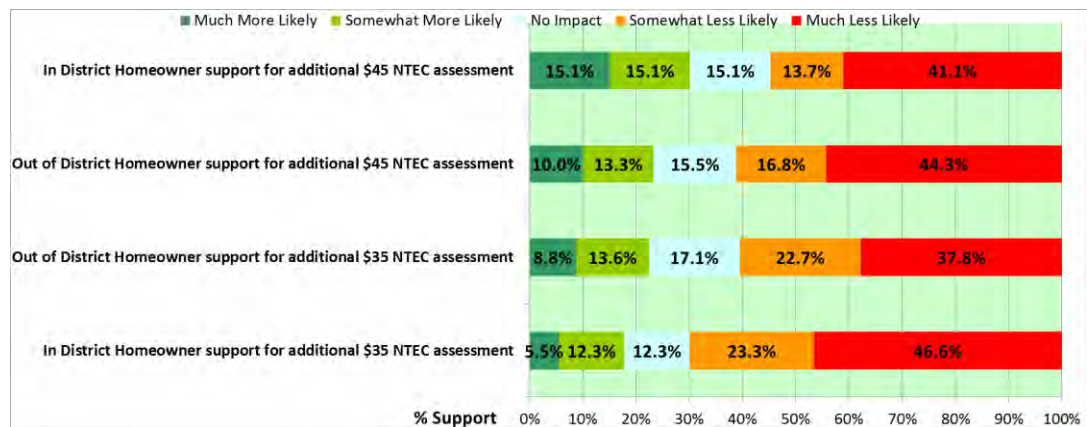
FIGURE 12 – EVENT CENTER SUPPORT BY PROPOSED ADDITIONAL ASSESSMENT RATE

DETAILED SUPPORT BY NTEC QUESTIONS FOR ALL RESPONDENTS

Rate	Much More Likely	Somewhat More Likely	Total Percent Support	No Impact	Somewhat Less Likely	Much Less Likely	Total Percent Oppose
\$35	9.5%	13.6%	23.2%	16.1%	20.6%	40.1%	60.7%
\$45	11.3%	13.7%	24.9%	16.3%	15.8%	43.0%	58.8%

Figure 13 – Event Center Support by Homeowner Type

DETAILED SUPPORT FOR NTEC QUESTIONS BY HOMEOWNER TYPE



Homeowner Type	Rate	Much More Likely	Somewhat More Likely	Total Percent Support	No Impact	Somewhat Less Likely	Much Less Likely	Total Percent Oppose
Out of District	\$35	8.8%	13.6%	22.4%	17.1%	22.7%	37.8%	60.5%
Out of District	\$45	10.0%	13.3%	23.3%	15.5%	16.8%	44.3%	61.2%
In District	\$35	5.5%	12.3%	17.8%	12.3%	23.3%	46.6%	69.9%
In District	\$45	15.1%	15.1%	30.1%	15.1%	13.7%	41.1%	54.8%

OTHER FINDINGS

The survey included a section for respondents to indicate any other opinions and feedback regarding the proposed funding measures. Following is a summary of the comment categories. Figure 14 shows the comment categories received from respondents who surveyed in favor of the proposed measure. Figure 15 lists the comment categories received from respondents who surveyed against the proposed measure.

FIGURE 14 – COMMENTS RECEIVED FROM RESPONDENTS WHO ARE IN FAVOR OF THE PROPOSED MEASURE

Respondents In Favor of an Assessment	
# of Comments	Comment Topic
105	General Support, Questions, and Other Concerns
12	Supportive of Public-Private Partnership for NTEC
9	Boat Launch Facilities
8	Against Partnership for NTEC
4	Consider User Fees / Fairness of Assessment
138	Total Comments In Favor

FIGURE 15 – COMMENTS RECEIVED FROM RESPONDENTS WHO ARE IN OPPOSITION TO THE PROPOSED MEASURE

Respondents NOT In Favor of an Assessment	
# of Comments	Comment Topic
83	No New Taxes/Financial Concerns
33	Prefer Transient Occupancy Tax / User Fees
26	Dissatisfied with Current Services
25	Distrust of Government
24	Stay Within Current Budget
24	Not Needed
15	Supportive of Public-Private Partnership for NTEC
9	Fairness of Assessment
1	Against Partnership for NTEC
240	Total Comments Not In Favor

RECOMMENDATIONS

This survey found that the level of support of property owners in the District falls below the required weighted ballot 50.0% threshold for a Benefit Assessment ballot proceeding at both proposed rates of \$47 and \$94. The level of support of registered voters in the District also is well below the required 66.67% ballot threshold at both proposed rates.

The survey respondent pool closely parallels the likely universe of property owners or registered voters who would probably vote in a mailed-ballot proceeding or election, and the survey results presented in the Report for a Benefit Assessment have been adjusted to account for the projected ballot participation and ballot weighting aspects of a Benefit Assessment ballot proceeding. Therefore, the overall results presented in this survey should be reflective of the actual weighted ballot outcome from a Benefit Assessment ballot proceeding or a Special Tax ballot proceeding, assuming the measure does not receive organized opposition.

SCI makes the following recommendations regarding a Benefit Assessment and Special Tax ballot proceeding to fund the maintenance and improvement of current facilities and services, at or below \$94 per year:

PARKS AND RECREATION FACILITIES AND SERVICES ARE DESIRED

The survey results show that the proposed services and improvements are desired and valued by the community, but there is not a willingness to invest in these services and improvements at the proposed rates. Support for continued and improved parks and recreation facilities and improvements is moderate, though not currently at the levels needed to pass an assessment or tax measure.

RATE RECOMMENDATIONS

The level of support between the proposed rates of \$47 and \$94 were very close, which indicates that there is not much price sensitivity between the two rates. The fact that there is minimal price sensitivity between these two rates indicates there is a fundamental priority within the community to oppose an increase in assessments or taxes.

SCI advises that the District does not proceed with a new funding measure at this time. The level of support for the \$47 rate is currently not sufficient to recommend going forward with a Benefit Assessment weighted ballot measure in the next 2-4 years. SCI advises the District continue to provide and improve its services and facilities within its limited budget,

and carefully consider that a high amount of community education and outreach would be required to be able to bridge the support gap identified by the survey results. SCI recommends the District enhance its outreach and engagement with the community. Also, the District should explore all funding opportunities that do not require traditional balloting. Finally, after carefully considering making adjustments to the rate and composition of the proposed funding measure, the District may re-evaluate the potential to move forward with a balloted funding measure in 2-4 years.

ELIMINATE THE USE OF A CPI OR ESCALATING FACTOR

The inclusion of a cost of living escalator has become a necessity for most Districts to ensure that revenues keep up with cost increases. However, SCI has found that by not including a CPI factor, the District may be able to increase support levels by a small amount.

USE OF A SUNSET OR EXPIRATION DATE TO THE PROPOSED MEASURE

Another point of potential opposition to the proposed measure is the use of the tax in perpetuity. While under most circumstances, SCI believes that funding measure sunsets or expiration clauses are not in the best interest of special districts, in this instance, a sunset clause may be able to increase support levels by a small amount.

Due to the level of community support currently demonstrated for a new funding measure at the \$47 rate, at 43.9% support, the combination of the above proposed changes to the current plan for a new Benefit Assessment, combined with substantial outreach efforts within the community as outlined below, may be sufficient to achieve a successful ballot outcome in 2-4 years.

In addition to the above proposed changes, a very vigorous community outreach process, including a very high amount of community education and outreach would be required to bridge the support gap identified by the survey results.

Therefore, it is the recommendation that the District should not proceed with a funding measure at this time. During the next 2-4 years SCI recommends the District enhance its outreach and engagement with the community while continuing to provide and improve its services and facilities within its limited budget. In addition, the District should explore all funding opportunities that do not require traditional balloting. SCI advises that the District consider making adjustments to the rate and composition of the proposed funding measure, while carefully considering that a high amount of community education and outreach would be required to be able to bridge the support gap identified by the survey results. Finally, after carefully considering making adjustments to the rate and composition of the proposed

funding measure, the District may re-evaluate the potential to move forward with a balloted funding measure in 2-4 years, without an annual rate adjustment associated with a consumer price index, and potentially include a sunset period of 5-9 years. These adjustments could potentially provide the District with additional ongoing revenue flexibility needed to continue to provide most, though not all, of its current services.

INFORMATIONAL OUTREACH

If the District decides to proceed with a funding measure, efforts must be taken to inform all local community members, not just property owners, about the types of services and facilities that are currently provided, and how these services and facilities would be provided, both with a new funding source and without one.

ADDRESS THE KEY ISSUES AND FORM A CONSISTENT MESSAGE

The District will need to address the key issues raised in the survey and form several concise messages to present to the public during the coming months of informational outreach. These messages should be designed to further inform the public on the proposed improved services, with particular emphasis on the cost cutting measures already taken and the reasons for the need for more revenue.

It is vital to **focus on the basic message that the District's current parks and recreation services and facilities are fundamental services currently enjoyed by the community.** Maintaining and improving trails, beaches and boat launches are the top parks and recreation priorities of the community based on survey responses.

ESTABLISH STRONG FISCAL CONTROLS AND ACCOUNTABILITY

This measure must include strong fiscal controls and accountability provisions. Property owners and all other members of the community must be educated to understand that all revenues will be spent within the District for parks and recreation related services, to help achieve sustainable operations at all levels, including maintenance, employee expenses, **and facility costs.** In addition, the District's budgets will be audited annually, government processes will be transparent and incorporate citizen input, etc.

EXPLAIN THAT ALL FUNDS RAISED WILL BE USED LOCALLY

The District should include in all messaging a statement that all of the funds raised by this assessment will be used for parks and recreation maintenance, services, and facilities in the District, and that none of the money raised can be appropriated by the County or the State.

USE MEDIA AS CONDUIT

Work with local media, particularly newspapers, to raise community awareness of the proposed services. The message to the media should be consistent with the main message summarized previously.

INVOLVE COMMUNITY LEADERS

Identify important community leaders and enlist them to assist with the planning and outreach efforts.

INVOLVE THE COMMUNITY STAKEHOLDERS

Community stakeholders are those who may benefit most significantly by maintaining the current level of parks and recreation facilities and services. These stakeholders could **include homeowners'** associations, schools, local sports leagues and small business organizations.

INFORM THE BUSINESS COMMUNITY AND ENLIST SUPPORT

SCI's experience has shown that providing sufficient information and establishing dialogue with the owners of these types of property can translate into higher levels of understanding and even support for a funding measure. These property owners typically require more **detailed information in order to make an informed decision on this issue.** **SCI's experience** has shown that with additional information and personal contact, such owners will likely support the proposed assessment for parks and recreation services. These owners typically recognize that their property and the local economy benefit from having destination parks and recreation opportunities, and the impact a high level of service can have financially on their properties.

MOST EFFECTIVE OUTREACH MECHANISM FOR YOUR COMMUNITY

The best way to enlist support from your constituents is via face to face, one on one communication from a known, credible source. Human contact is by far a much more effective way to communicate than fliers, mailers, yard signs, e-mails or even phone calls. Consider the following ideas that have been successful in other Districts, when planning your local community outreach: pancake breakfast or any other special events, tabling at local supermarkets, neighborhood groups, neighborhood watch groups, any type of community meetings, senior center events, facebook.com and nextdoor.com, e-mail lists, etc. While this outreach is not expensive, it is time consuming and requires organization, coordination, message discipline and volunteer commitment.

North Tahoe Public Utility District 2016 Survey Comments Summary of Comments from All Surveys	
Respondents In Favor of an Assessment	
# of Comments	Comment Topic
105	General Support, Questions, and Other Concerns
12	Supportive of Public-Private Partnership for NTEC
9	Boat Launch Facilities
8	Against Partnership for NTEC
4	Consider User Fees / Fairness of Assessment
138	Total Comments In Favor
Respondents NOT In Favor of an Assessment	
# of Comments	Comment Topic
83	No New Taxes/Financial Concerns
33	Prefer Transient Occupancy Tax / User Fees
26	Dissatisfied with Current Services
25	Distrust of Government
24	Stay Within Current Budget
24	Not Needed
15	Supportive of Public-Private Partnership for NTEC
9	Fairness of Assessment
1	Against Partnership for NTEC
240	Total Comments Not In Favor

North Tahoe Public Utility District 2016 Survey Comments

Comments from Respondents In Favor of an Assessment (Version 1: \$47)

# of Comments	Comment Topic
2	Consider User Fees / Fairness of Assessment
	To a certain extent, those who use certain facilities should pay a fee.
	Paddle board and kayak facilities should be funded by increased tax on the existing commercial operators of those rentals.
62	General Support, Questions, and Other Concerns
	Beaches, North Tahoe Regional park including growing and maintenance of cross country ski trails are most important to me.
	I believe in outdoor recreation opportunities for all, non motorized. Not sure I understand #11.
	I would think this assessment is necessary for recreation and parks to continue to grow and is a dire need so long as NTPUD goals are met with compromise. Question 11 is written horribly.
	Go for it, great idea, keep improving and maintaining.
	Im in support of this measure.
	We love the area and the improvements being done. We support keeping out town the best it can be.
	If the need fixing, fix em.
	Thank you.
	Eliminate the guard on duty at the park who check for resident or non resident stickers. This is a hassle for guests. We want our tax money wisely spent.
	Use property tax to fund P&R and not to artificailly keep our sewer rates low. Use a commercial assessment to help fund the events center.
	This is a small price to pay for maintenance to an extremely important asset to the community.
	Availability for facilities for senior citizens and handicapped people.
	Realizing that recreation programs are expensive to implement and run, it would be wonderful to expand classes that we enjoyed in the 80's 90's. I look to Truckee and long for a similar program.
	Maintaining parks, beaches, recreational facilities and boat ramps is critical to the appearance and usefulness of these areas.
	Please make sure the BBQ/picnic facilities are maintained.
	Seems like a small amount to pay for such an abundance of service and opportunities. Go for it and next time, ask for more funds.
	This is important to maintain the facilities we have for now and future generations.
	Please bring back free parking at Kings Beach parking lot for locals with stickers.
	We would love to see a paved walking/biking trail along hwy 267. We are not in favor of more over building in areas reducing number of trees.
	Need bike paths all around the lake!
	Priorities: trail maintenance, expanding off-highway bicycle paths, low/no cost lake access.
	Childrens playground would be great. I would suggest raising rates at the event center.
	Groom the X-country trails a lot more often, please!
	I am not in favor of the ropes course. It takes away from my enjoyment of the regional park.
	Bridges on the PAR course are dangerous yet the "Ropes" course is maintained and is of "No" use to the actual resident or taxpayer.
	Although we don't use the NTRP we feel it's very important for our youth to have recreation areas which are well-maintained.
	If you want to increase use of TVRA, stop charging high parking fees!
	We favor maintenance of existing facilities rather than construction of new. Support for #2, above would depend on the exact details of such a partnership.
	My property have been used as a rental for modest income renters, thus I have made no profit.
	Can't have cross country skiing without snow. Maybe snow making capabilities.
	I would be more supportive if measure included frequent cleaning of trash litter along Kings Beach streets, sidewalks and drainage areas.

	If this measure is to move forward, I believe 100% of the new funds need to go directly into recreation and parks and prioritized to address the current shortcomings.
	I am taxed out.
	I support summer recreation and sports fields. I would love to see Little League be able to use those baseball fields.
	Beach parking is a real problem.
	Thanks for your care and work.
	The concern is to those on fixed income.
	Beautification and good maintenance so area doesn't look fun down.
	We are not full-time residents.
	What is ADA?
	I see more and more less access to the lake areas and wasted projects.
	I would be more supportive if my beach parking discount sticker was restored if residents pay more than visitors via a tax, we should get some benefit.
	Let the locals enjoy the beaches with their dogs when no one else is using the beaches between October through April.
	Generally support but do not want to pay additional assessment for bower boats and jet skis.
	NTPUD must do a better job explaining why the maintenance funding establishment or identification at facilities were built or improved are not adequate now.
	Love the North Shore parks, beaches and trails.
	I think the park is reaching a capacity level-which is good with the exception of a dog park which I actually think is too big for the amount of use it receives.
	Improve parking situation on speedboat and harbor at Buck's Beach in Brockway.
	Good parks and rec facilities are an essential part of the Tahoe Experience and attract cisitors which stimulates the local economy.
	Most interested in preserving open space and creation of hiking, backpacking, horse camping opportunities.
	Compelling arguments are improved facilities for all of our community, low income families who make a safe and clean place to enjoy.
	I would greatly support a large push for more mountain biking trails. I would add we need professional help from a company like Gravity Logic out of BC Canada.
	No roadwork!
	General maintenance for National Park and Dog Parks. And cross-country ski trail grooming.
	The event center is a wonderful facility, however most loacals cannot afford to rent the space for events. I would not support the additional fee unless it would mitigae the rental cost.
	Cross country skiing and walking and mountain bike trails !!!!
	#9 this question is poorly worded and doesn't provide enough information for us to support. Knowing ADA improvements are expensive, we require more specific info (NTRP improvements only?). #11 We support NTPUD forming public/private parntership for operation and management of NT Event Center. We do not support additional assessment for NTPUD to continue operation and management of the facility.
	I would definitely vote for it and feel that the funds will be spent wisely. I know our Board and management and feel that it will be used wisely, and is desperately needed to support our local parks.
	How about funding recreation programs? Or can we begin a partnership of some kind with TCPUD with their rec. programming? What else are you doing to raise the money you need besides asking taxpayers for more?
	It would be nice to see some senior/adult program. You pay for children's through the boys and girls club but have neglected the rest of the population.
	Stop the biggering! Nordic, non motorized only!!
	We have the chance to host a world class bicycle trail between the N.T. regional park and Pollor Point bicycle trail. I have seen no progress since 1988.
4	Boat Launch Facilities
	Deepen the Tahoe Vista Boat Ramp. Increase hours for launching.
	I would like to see work done on boat launch facilities at tahoe vista, deepening and better times
	Need more public access for kayak and paddleboard use and storage.
	Do something with the TVRA boat launching facility. It's a waste of money. The launch ramp can never be used and the new parking lot is never used.
6	Supportive of Public / Private Partnership for Event Center
	The North Tahoe Event Center needs to pay its own way or be closed.

	The event center should pay for itself. Would not support anything that puts more power boats on the lake.
	I am not in favor of the public/private deal and fees. I do not live in Tahoe, am an old visitor.
	Perhaps turn over the event center to a private ownership or eliminate the cost completely.
	I don't like a changing assessment but you do need to take care of the Event Center. Otherwise those that use will have to pay. We have a good crew, so thanks.
	No involvement in the NTEC facility.
3	Against Public / Private Partnership for Event Center
	Turnning over the events CT to a developer only benefits developer and lessens the community access at potentially higher rates.
	I would prefer local, public control of the NTEC without private partnership. Have we considered private fund raising?
	I cam sure if someone else runs event our low cost use for locals will be gone.

North Tahoe Public Utility District 2016 Survey Comments

Comments from Respondents In Favor of an Assessment (Version 2: \$94)

# of Comments	Comment Topic
2	Consider User Fees / Fairness of Assessment
	I would be more likely to support this measure if it eliminated day use fees.
	I would favor some of the transient occupation tax generated going into these improvements rather than always hitting up home owners.
43	General Support, Questions, and Other Concerns
	Fully support. About time!!
	It allows for people to easily enjoy the area, thanks.
	I would like to see efforts to stop snowmobiles from driving all over the groomed cross country ski trails in the regional park.
	Get rid of the Pak Service and take back control of our facilities/beaches.
	I think any improvements to recreation facilities are good for the community. Love bike path improvements and more skiing.
	Where is the extra money going to come from? If from higher user fees, why no do that without a private partner?
	Yes. I would gladly help fund maintaining our beautiful home.
	Kings Beach blockway area are beautiful but need upkeep.
	I would support this measure if there is continues support of the Boys and Girls club. A large portion of the measure would go to upkeep/upgrade of the regional park.
	I definitely support anything that is for making the lives of local people better. I feel that it's all about the tourists and the locals are forgotten.
	Bike trails off the highway, skiing better safety.
	Although I do not use the facilitiesoften, I like them available for everyone, especially for full time residents.
	The parks and beach facilities bring income to the residents. Boys, girls, and adults need these facilities.
	I think the NTPUD has done a superb job in the past few years. We're very fortunate to have a park like ours.
	It's important to improve the amenities to draw more activity. But the areas must be better maintained.
	My voting for this measure would depend on how much the new assessment would cost per parcel, in addition to the existing one.
	Continued maintenance of existing amenities before adding new ones.
	A "one-way" spike strip as on exit for the ramp, like at Sand Harbor, would allow for usage when not staffed.

	All of the above.
	North Tahoe Regional Park with hiking, biking and cross country skiing with our dog are enjoyed regularly and are most important for us.
	We would like to see more information about the activities and local events in the areas.
	I have concerns with the annual adjustments. This adds up overtime and I feel uncomfortable with a fluctuating assessment.
	Dogs in King's Beach should be given better digs on the beach or at least be given allowable hours.
	All of the above are necessary! Everything goes up except my income? What to do to breathe!
	Too many questions and too small print.
	Confusing repetitive survey.
	It would be great to have bike path off the road from the 7/11 at Dollar Hill down to Cedar Flatt.
	I would need to know a great deal more about the management of the event center revenue expense budget etc. The staff does not seem to be overworked.
	More and better flat fields for lacrosse, soccer and football.
	Maintenance and improvement of the park and its facilities is very important. We are pleased with and proud of the park.
	No expansion except for nordic skiing.
	Bike paths, X country skiing, hiking trails, clean beaches.
	During fall and winter when it gets dark very early, would love to have a field or park lit up until 8 or 9PM for safety to run with our pets.
	I support!
	The benefits to homeowners and residents of communities with pride is priceless. Let's make KB and the surrounding area beautiful, clean, and appealing.
	ONWARD!
	With so many of us as part time homeowners in the area it would be helpful to get some input from us on how we use facilities. Survey questions provided me with limited ability to answer the way I wanted.
	Older adult and indoor recreation is needed in our community. Our community buildings need our funding support. The youth recreation is already better funded and the team sports can help with participation dues.
	As second homeowners we encourage our nightly renters to make use of the regional park facilities however the improved signage would make it much easier for visitors to find and use these great facilities.
	Overall, the opinion questions after #1 are not worded that clearly. How would we know if those funds would create what you say they would do. Better wording would ask if we WANT those funds to do those things.
	We need a skate park and a community gym with weights. I would love to see dance classes too.
	You might get better support for improvement of the sports fields if you state what's deficient with them.
	Trail maintenance for hikers, bikers and runners. Road and off-road.
5	Boat Launch Facilities
	Whatever it takes to open boat ramp at T.V. Rec. is a must. Haven't been able to launch boats for 3 years.
	We would like to have the launch at Tahoe Vista functional every year.
	The most important thing is deepening and maintaining the Tahoe Vista launching facilities.
	Would love to have launch opened up again at Tahoe Vista.
	Launch ramp access needed at North Lake BC and National Ave.
6	Supportive of Public / Private Partnership for Event Center
	The Event Center needs to be self funding. I do not want to pay to keep it going. I would vote no if this was refundable.
	Hiking trails, athletic fields, parks, yes. Open up on private management idea.
	The North Tahoe Event Center needs to be scaled back or sold. Public/private partnership should not require additional funds from taxes.
	Get rid of Event Center with partnership.
	The Event Center does not qualify, get rid of it. No net expense to tax payers.
	I have no interest in the event center, but I have a great interest in improved facilities for young people who live full time in the area.
5	Against Public / Private Partnership for Event Center

	Let service to the community not the cost to operate drive the Board's decision as to what to do with the NTEC.
	I am shocked that the NTPUD is considering relinquishing its control of the Event Center. It seems to be more busy and bringing in more revenues than ever.
	#13 is huge. You lose this lakefront property control, you will lose it forever.
	No private partnership.
	Maintaining local control of the Event Center is critical and the main reason I would support.

North Tahoe Public Utility District 2016 Survey Comments

Comments from Respondents Not In Favor of an Assessment Increase (Version 1: \$47)

# of Comments	Comment Topic
13	Stay Within Current Budget
	PUD Board should figure ways to cut current spending instead of looking to tax property owners further.
	Reduce your ongoing expenditures and plan for ongoing deferred maintenance.
	People sitting around in the office should do something to earn salary. Local usage volunteers should help defray costs.
	Already taxed enough. Maybe you need to cut down on administration costs.
	Live within your means.
	You need to work with the funds you have more efficiently.
	The ideas are nice but do it with the existing budget.
	Live within your budget and stop asking for more money. Every boat, park now cost to use.
	Your first mistake is spending more than you take in. Spend less, get some aside for future and spend more smartly.
	Since the state of California took over 90% of our recreation area, your responsibilities have diminished exponentially. Work with what you have, like the rest of us.
	We need to use the money we currently pay efficiently.. You are charging for parking, frisbee, gold, etc. .
	Taxes already too high. Work with what you got now!
	The local government needs to act within their means.
33	No New Taxes / Financial Concerns
	Tax payers are continually being asked to pay more in taxes at all levels of government. There must be a limit.
	Have you seen the amount of assessments on our property tax statements? Enough already.
	Our taxes are burdensome as they are and go up every year, largely due to local services. Why should property owners shoulder all the burden?
	Never know where money goes, like school always ask for more. More is not good for my money.
	No more taxes!
	Need no more impact of money on our parcels.
	I cannot support more taxes.
	Sorry, can barely pay the property tax now. No assessments or additional taxes. Rarely use any facilities of NTPUD.
	No more taxes.
	The cost of owning a home continues to go up and up while income stays the same. For us home owners, we don't need another increase in our taxes.
	We already pay too much.
	Taxes are already extremely high. Raising them more by an additional assessment will impact seniors and others on limited income and could force them to move.
	We have too many taxes already.
	In California, we are already taxed more heavily than anywhere else in the U.S. Local representatives need to push back on the state.
	California is already the highest taxed state in the country.
	Take care of needs without asking for more. Enough is enough!
	We are taxed enough and this is no different.
	We are already paying large fees for TRPA State Lands and development fees for water and sewer are unreasonable.
	Against because of annual adjustments up to 3%.
	I am opposing to this because we already pay enough property taxes, we do not need to pay anymore.
	I do not care to have my taxes raised to cover these proposals.

	You tax tax tax. Nothing ever gets done. I vote no on everything that costs money.
	No more growth or taxes.
	Opposed- No more taxes.
	Too much already paid on assessments!
	I am against any new assessments that would make me pay more in taxes as bills I have to pay right now are already enough and may be even too much.
	No more tax increases. We pay enough already.
	I oppose any additional fees. To rent or park on anything already we have to go through TCPUD and pay non-resident rates.
	Opposed to any additional property taxes!! Thanks.
	Property tax already too high. I do not like having to pay for use of facilities I have paid to build and maintain.
	We are assessed enough as it is on our property taxes.
	No more assessment or taxes.
	I feel my monthly rates and property taxes are already too high. I hope the NTPUD can figure out how to make it all work without raising rates or taxes.
14	Not Needed
	We have wonderful recreation facilities already. I and we use many of them.
	Beaches, parks seem fine. Fire suppression should be covered by state. Already pay additional fees for fire.
	The public takes more ownership of the beach keeping it clean. Adopt a beach.
	Hardly get there ever. I gladly pay taxes.
	North Tahoe area is already at full capacity with population number. More people, more traffic, more eco damage.
	I/we do not use any of these facilities covered by the questionnaire and NTPUD.
	As I do not use most of the things proposed for the assessment to fix, I vote no.
	I use none of these things.
	Things are landscaped enough. Too much human involvement to and money everywhere. Stay out and keep humans out.
	Keep Tahoe natural. Leave it alone. Let it be. I left city for peace and natural quietness.
	Do not approve \$56.40. Do not use any facilities.
	My wife and I are both 70 years old and we rarely utilize any of the NTPUD facilities. How about a senior exemption after 40 years.
	#7 and 10 should fund themselves. Don't need tax money to do.
	I have lived here for 10 years , I have never used any of these facilities. Let the people who use them pay for them. It's called a user fee.
7	Fairness of Assessment
	It is another tax upon a small portion of the Tahoe community(property owners only). Every citizen of non-citizen should contribute.
	The money benefits a low percentage of the population here at Tahoe.
	The private sector should fund this to a large extent.
	As a non resident homeowner I already pay more than a fair share to support local services funded by property tax assessments AND it is taxation without representation as I can not vote on this.
	Seniors that own property in the community are the least to be able to use/benefit from any of these treasures yet we are going to be assessed for all of it.
	We have a lot that TRPA will not let me build on. We would not benefit from the North Tahoe PUD parks and recreation
	you are enhancing recreational facilities more to promote tourism than to enhance opportunities for residents. However, it is the residents who pay for the enhancements.
15	Dissatisfied with Services
	It appears the NTPUD is being mis-managed and waste a lot of money such as new trucks, out-sourcing snow removal.
	I will no support more assessments. The boat ramp is locked, the boat parking lot is locked, the beach is over crowded in the summer.
	I should not be the mission of NPRT to consume parks and move through our forests. In fact, it should be the exact opposite.

	I would only vote "Yes" for a measure that would provide a publice swimming pool for North Shore Tahoe city Kings Beach residence.
	Boat launch was once free, there were no parking fees.
	Current development has been hideous and expensive. Stop messing with our town, leave it alone.
	you take the money and never use it properly.
	District money should not be used on amenities owned by others, except when it is the District's use that causes the damage, e.g. USFS access roads in the Park. These need to be fixed, they are degrading with every wet storm. The hiking/biking trails in the Park need to be fixed. They have not been managed/maintained in a long time and the Disc Golf Course has destroyed a number of the trails that existed originally. Get rid of the Event Center! What for profit business would be allowed to lose that much money for that long and still survive? It needs a total remodel. This region is growing and KB is changing and it is going to be the rundown property on the strip soon if a plan isn't made for it's update.
	Why was a new building built to house the NTPUD Administrative Office when money is needed to provide maintenance?
	You're asking if I want to give the NTPUD more money for services not rendered correctly, I don't think so.
	No enforement regarding street parking causes no use of the visitor public parking area and creates problems for residents.
	Opposed because the non-park recreational facilities are so very available in the area.
	I really feel as we have 7-8 months of winter that same sort of inside recreational facility would be an asset.
	I have been extremely underwhelmed by NTPUD and staff. Until I see a turnaround in attitudes, thoughtfulness and meaningful impacts, I will not support and additional funding.
	When we go to parks, there are park staff standing/sitting around doing nothing. Sorry, but we do not approve.
18	Transient Occupancy Tax / User Fees
	Prefer the money is traded to business or tourists rather than the residents.
	With the amount of visitors that come to Tahoe, they need to pay more, not the property owners.
	Enhancements/upgrades to specific facilities may require higher fees from users of said facilities I.E. golfers, soccer teams, baseball and basketball teams.
	These should be supported by user fees, not taxes.
	You should collect the money from people who go there to make use of these facilities. I think I pay plenty of money now!
	No additional taxes please. Charge per use fees.
	I just cant take on more taxes. Why not charge fees to the people as they use facilities.
	Visitors to the Tahoe basin should acquire and pay for them.
	The maintenance of your trails, parts, etc. should be paid for by user fees. Quit trying to make me pay for things I will never use.
	We need to think about user fees as most users are not property owners.
	Instead of taxing homeowners in general, why not charge a usage fee, like a toll road.
	We should be enforcing TOT Placer County tax. If we did collect TOT, all of your items could be funded.
	While all of the things mentioned are worthwhile, funding it by more taxation of (often nonresident) property owners should be a last resort - actually users should fund as much as possible.
	We would be in favor of this measure ONLY if the improved facilities are available only to NTPUD residents (paying the fee) and that other visitors are charged a fee for these improvements when accessed. IF that is NOT possible, we would be AGAINST this measure, for it would be unfair for those residents to pay for improvements for those not paying. We notice that in the last year plus , there has been some efforts to monitor the entrance to the Regional Park, but many times there is no human presence there at the entrance area.
	Though the desire to "improve" the community is generally well-founded a significant percentage of the people paying will never take advantage of the facilities. A pay-per-use scheme, as fraught with implementation challenges as it would be, is somewhat more attractive.
	These facilities are heavily used by visitors and there should be some funding them as opposed to always asking the property owners to pay. Maybe an additional hotel tax for example.

	I definitely oppose- Why not increase or have a vacation/motel/hotel tax to support the improvements, as most vacationers will use what you wish to improve. We are there 5 months a year and WOULD NOT use any of the suggested improvements
	Participants should pay a fee for them to use facilities- parks trails, cross county skiing and especailly Event Center
14	Distrust of Government
	As long as the money stay with North Tahoe, I would be more likely to vote for this measure.
	How long would this assessment last? 5 years? Forever?
	We already have way too much "government" at all levels in our lives.
	The supervisors elected by "we the people" voted in favor for the Squaw Valley expansion project even though the public did not want it and we all know it destroyed the area and lakes.
	Who controls where the money is spent?
	Enough already. No more money to be squadered by beauracrats.
	Government agencies need to be pro-efficient with money they now get from tax payers.
	Government waste. Spend more wisely or get more efficient.
	I would participate if it was all done through private contractor and not at prevailing wage.
	The fact that NTPUD has run \$90k deficit for 10 years smacks of incompetence. The taxpayers already pay ridiculous high water bills.
	Every year you will end up increasing the funding because it will never be enough.
	Question 1 is unclear if it is in addition to existing mello roos or new charge so I can't answer question. Also, short fall of deferred maintenance in the Park not disclosed.
	I would support an assessment only if I knew the specific items that the funds would be spent on, and were restricted to be used for that/those purposes only.
	Need transparency. Paying a lot for water and sewer in our one bath with all water saving appliances build in 2013.
1	Against Public-Private Partnership for Event Center
	Giving the Event Community Center to someone else to run is a big mistake. You tookd all our Beach Center money and gave it to the Boys and Girls club without asking.
9	Supportive of Public-Private partnership for Event Center
	The facility appears to be grossly mismanaged. For this reason alone, I do not support a parcel tax.
	Handing over new money to a public/private partnership to operate the NTEC makes no sense. Why pay more to an outside entity to make a public building?
	Stop trying to operate NTEC with overpriced staff and weap marketing. Inder utilized due to no demand.
	North Tahoe additional taxes on top of county taxes are high enough. The Event Center loses money every year, why put more into it?
	You have given the Event Center for private enterprise.
	Keep existing service levels, the Event Center is an Albatross! No imporvements.
	I do not know what ADA stands for. Definitely get rid of the North Tahoe Event Center.
	Please privatize the North Tahoe Event Center!!! The district is spending way more than revenues and this liability should be handed to a third party.
	Your first and most important responsibility is fiscal. The events center is and always has been a financial liability. Lease it out or give it back to the State and County, if possible.

North Tahoe Public Utility District 2016 Survey Comments

Comments from Respondents Not In Favor of an Assessment Increase (Version 2: \$94 - "Repair and Upgrade")

# of Comments	Comment Topic
11	Stay Within Current Budget
	Why the tax break for owners of more than one property? Why add or expand before existing facilities can be maintained.
	Since the state took over many beaches, it seems the funding previously used for those beaches should make up for the short and fall or increased costs in other areas.
	Most of these applies to a small group of people. How about using the money you already have instead of asking for more.
	I believe agencies must learn to live within existing budgets. This proposal places unfair burden only in property owners.
	I am in favor of public recreation but your coffers are well stocked with property taxes already. Have you reviewed the budget that exists.
	You need to carefully review where your current funds are being spent and cut accordingly. Use more volunteers.
	I regret not being supportive but for the last 10 years, our taxes have gone up much faster than our income. We must learn to live within our means.
	Don't raise our prices, please budget better.
	Many of these are fine initiations but should be supported by current high taxes.
	Our condo is worthless yet we have endless add on taxes already. Use the property taxes for what they are meant for.
	Use the income you now receive. Better cut cost.
50	No New Taxes / Financial Concerns
	My property taxes don't need to be any more, sorry! Why do property owners have to pay for everythin, find a different source of \$.
	I am a senior citizen and on an extremely limited budget. Im unable to use the facilities or contribute to those that can, unfortunately.
	There are so many fees already on our tax rolls.
	Fixed income equates NO additional taxes.
	A criminal waste of money. We already have 46 taxes district charges and spiral assessment totalling \$1160.00.
	Do not wish to pay more taxes!
	Taxes are high enough already!!
	The reason for opposing it are because the taxes are high enough. Tax boards need to figure out how to better allocate resources.
	Taxes are too high! Cut them in half!
	Cannot afford any more taxes. Seniors on fixed income.
	No new taxes!!
	No more taxes.
	Taxes are too high already.
	May be more likely to support a proposal without future annual adjustments.
	I pay enough taxes!!
	No new taxes!!
	Our taxes are too high now expecially for seniors like me on fixed income.
	I can't afford any more taxes.
	Too much money.
	Taxes are way too high already.
	How are you to try to squeeze more blood from the turnup.

	Taxes in California aka Taxifornia are already too high.
	We are taxed enough. Operate within the current tax rates. I feel the condition on offerings we current receive are adequate.
	Tired of taxation.
	Seems extremely pricey for 2nd home and vacation home owners to subsidize a largely renter poulation. Present taxation should prioritize infrastructure first.
	I pay enough in taxes. These programs should be already in place without a tax increase.
	You're bleeding us to death.
	No new taxes!!
	I oppose any new taxes. We pay enough.
	Do not want to pay anymore property tax. We are being taxed to death in the stae of California.
	Do not want to pay more tax on property.
	We pay too many taxes that are too high.
	Anything that adds more taxes I am against.
	No more taxes.
	We already pay plenty of property taxes and just in our neighborhood alone, there has been a sgnificant turnover of property resulting in new assessment properties bringing in more tax money.
	Our taxes are high enough.
	Cost of living in the basin is already overreaching. Cannot afford more taxes or fees. District should recruit volunteers.
	We are already taxed out too much!
	I already pay so much in tax assessments for my property. Limits my ability to live in Lake Tahoe area.
	No more taxation.
	Too many taxes.
	No more taxes or assessments.
	I am retired and all the wants of different organizations are beyond my retirement income.
	No more taxes!
	I'm just so tired of being taxed to death! I really do appreciate all that you do but can't keep up with everyone asking for just a few more dollars.
	We cannot afford any more property tax add ons. There are too many already.
	PROPERTY TAXES AND ASSESSMENTS ARE ALREADY TO MUCH
	Taxes are too high now.
	We are taxed to death. School boards etc. adding to property tax bill.
	Taxes on account we are having is a struggle. These additional taxes would be a greater burden on my wife and myself. Im sorry but no to these 2 taxes.
10	Not Needed
	The existing maintenance of NTPUD facilities is just fine. Unless you want to provide a community pool or ice skating rink I think the existing facilities are enough.
	Not interested in funding things like basketball/tennis courts and certainly not bocce ball. Definitely suppoer Boys and Girls club and dog parks.
	We are property owners-second home. Not voters at Tahoe.
	I have a duplex that I rent out. I don't live in town and don't use facilities.
	We are not full time residency.
	Stop cutting down the trees to accommodate for better/more tourism. This area is being destroyed!!
	Do not use the facilities. Already too many add on to our property taxes.
	Lack of use of parks. Too many employees.
	People come to escape the city. There is nothing in the proposal for nature, leabing trails unpaved, birding areas. Leave nature alone.
	Not supporting asking for more funds to pay for facilities used only a portion of the year. Maybe need to focus on fewer recreational opportunities instead trying to offer many that are not as popular. I.E. Snow at North Tahoe is limited, cross country skiing should be dropped.
	I get no benefit from property from any proposals like this! Only more property taxes.

2 Fairness of Assessment	
	Since corporate Development is now the priority and brings in the increased usage, they should subsidize the costs, not the residents who suffer from the urbanization.
	My year-round home is in Sacramento county. I never receive a ballot to vote on anything at Tahoe, yet I own property in Cedar Flat and pay property taxes. This is taxation without representation.
11 Dissatisfied with Services	
	Disk gold course, maintaining ball fields, expansion of youth activities, maintain parking pass program for local residents, consider skate park.
	Willing to pay tax if we get a swimming pool at T.V. Park.
	I would support if more went toward cleaning Kings Beach on a daily basis.
	I would like to see funding for youth programs and those that enhance our community vs special interest groups, bike paths, joint commerce center, etc.
	Do we have a usage report? When I have used the facilities there are few people. If we can't maintain what we have then why add more?
	We have new landscape with needs and dead plants. Cut funds to Boys and Girls club.
	Already paying for sewer improvement which have never happened.
	You have wasted money on gates, cards, stickers and shemes to collect fees and built a boat launch that for the last few years cannot be used. Not good stewards of our tax money.
	you do a lousy job now with the money you spend.
	Why was a new building built to house the NTPUD Administrative Office when money is needed to provide maintenance? Perhaps, the firefighters could work on cleaning up the dead, dying and bug infested trees at the park during the non-peak fire times of the year instead of collecting unemployment.
	My property taxes are way out of line for what I receive.
15 Prefer Transient Occupancy Tax / User Fees	
	Biggest issue is congestion, traffic, overcrowding. We can't enjoy lots of activities due to congestion. Tax visitors, not locals.
	This should be a tax on people who use these facilities and not the home owners.
	Full time residents will get the benefit of these improvements. I am not a full time resident. Consider a user/pay system.
	Maybe you should approach these shortages by having fundraisers targeted at the people who use these facilities and increase the fees for those who use them.
	Find another source of funding. Don't visitors pay taxes on their stay? Get out of the parks and business and stay with utilities.
	I think that the need for more money never ends. Let the people that use these things pay a user fee.
	Our house is a second home. We do not use any of you items. Let the people who use thme pay for them, particularly renters.
	The need for increase revenues to operate NTPUD is continual. Let the tourists etc. pay for their requirements, not just the local property owners get "Stuck" for the bill.
	There is no end to this tax and we had no say in it. Other folks who actually use those facilities should pay for them.
	Fees for those who use the facilities.
	Propose a user tax to raise money instead of more property tax.
	Recreation services should only be expanded by turning them into revenue centers. Living in Tahoe is very expensive. Please don't add to that.
	Most of the items this money would be used for are for tourists and not the residents. The residents don't need the burden on them to pay for recreational activities for then tourists! Why not tax the tourists more through an increased occupancy tax? They can afford it more than the residents.
	Upgrades to the NTRP facilities should be funded by use fees paid by tourists, who's impact far exceeds that of local users.
	We pay enough taxes for this area. Renters and others that use these improvements should have to pay for their share. Charge fees for those who use these benefits.
11 Distrust of Government	

	I feel if this is managed efficiently then I would consider it. I don't have that feeling at this point.
	Not sure. Rumor has it that Duffield would cut off public access portals to lake shores that exist between his private parcels about North Shore. If this is the case then "Hell no".
	Keep money and funding locally. We need more outdoor and athletic team opportunities for local kids in KB.
	I am against all tax increases. Government wastes too much money. They need to cut costs by equal amount of what they want in tax increases.
	Oppose, tired of supporting the illegals.
	This is for family of 4! # voters.
	NTPUD is not to be trusted.
	I believe this is a waste of dollars rather than the actual benefit of parks and recreation.
	Why if private and public you need an assessment? These taxes never provide dollar for dollar especially with the local political input and laziness
	I don't like how you try to make a private ballot but link it through this web survey. Very un-democratic.
	I am inclined not to sink more money into what appears to be inefficient spending.
6	Supportive of Public - Private partnership for Event Center
	Get rid of North Tahoe Event Center.
	Close the Center if it's not able to support itself or lease to a private operator who will pay rent and provide income to the district.
	Reduce cost by removing the event center, keep just parking and public restroom with the public beach access.
	I would support the additional fee with the exception of the event center fee. I think that the event center is overpriced for most locals.
	Sell the Event Center; it's is a cash cow. However, I would support tax/bond measures transforming the Event Center into an actual recreation/community center with services provided to the community like Rideout Community Center in Tahoe City.
	I cannot, in good conscience, support another \$94 tax on each and every NTPUD parcel based upon the track record you've shown to mis-manage the conference center. You guys have had that place for too long not to be showing more revenue from it. Furthermore, What's with the additional \$45 assessment in item 13? Is that in addition to the \$94 which is in addition to the \$92 Measure C tax we're already paying? If so, this would bring my taxes up an additional \$139/annually. Why not tap the Resort association's TOT capital improvement's fund to help with the shortfall? As a full time resident, these amenities ARE very import to me but you need to find a better way to pay for them. I currently have like an additional \$300 tax on my parcel between the fire assessment and measure c and others.. We're not wealthy second/third homeowners. You need to figure out a way to tap into TOT's or get the 65% of non-resident homeowners to pay for this. I do support the move to enter into a partnership with the firm that bought the Crown properties, but you need to get a solid commitment and funding in escrow to guarantee that they will complete renovations in a timely manner. If you enter into this partnership, why will you need the additional \$45.. that makes no sense to me. Does this mean if you don't enter the partnership, you won't require the additional \$45? This is so vague it's ridiculous... It would make sense that they pay for the improvements which would enable you to generate more revenue which shouldn't require any more tax dollars to offset any operational costs.. Frustrating.